

Conext™ XW inverter/charger (120 / 240 V / 60 Hz)

One solution for global power

Conext XW is an adaptable pure sine wave, single-phase, split-phase or three-phase inverter/charger system with global grid-tie functionality and dual AC power inputs. Available solar charge controllers, monitoring, and automated generator control modules enable further adaptability. From single Conext XW unit to multiple clusters of units, up to 36 kW each, the Conext XW is a scalable system that allows for the integration of solar capacity as required.

Adaptable and scalable, the Schneider Electric™ Conext XW system is the one solution for global grid-interactive and off-grid, residential and commercial, solar and backup power applications.

Why choose Conext XW (120 V / 240 v / 60 Hz)?



True bankability

- Warranty from a trusted partner with over 177 years of experience
- World leader in industrial power drives, UPS and electrical distribution
- Strong service infrastructure worldwide to support your global needs



Higher return on investment

- Harness the continuously declining production cost of solar power
- Hybrid integration of generator reduces diesel fuel costs



Designed for reliability

- Robust design through rigorous reliability testing (HALT)
- Proven field performance: 7 years with high reliability, globally in multiple applications and environments



Flexible

- Adapts to single, split-phase or three-phase systems
- Scales to 36 kW for commercial or large electrification installations
- Supports DC coupled and AC coupled solutions



Easy to service

- Remote monitoring and configuration
- Replaceable boards and components
- Global support



Easy to install

- Devices configure quickly into a stylish wall mounted system
- Inverters connect both grid and generator power with dual AC input
- Power distribution panel integrates inverters with battery bank and solar charge controllers



Products shown:
Schneider Electric Conext XW inverter/charger,
XW Power Distribution Panel and XW Conduit Box

Product applications



Residential, backup power and grid-tie



Off-grid solar



Community electrification











Small commercial, backup power and grid-tie

Device short name	XW4024 120 240 60	XW4548 120 240 60	XW6048 120 240 60
Electrical specifications			
Output power (continuous) at 40°C	4.0 kVA	4.5 kVA	6.0 kVA
Output power (surge) at 40°C	8.0 kVA (20 sec)	9.0 kVA (15 sec)	12.0 kVA (15 sec)
Peak output current (rms)	L-N: 70 A (20 sec), L-L: 35 A (20 sec)	L-N: 75 A (20 sec), L-L: 40 A (20 sec)	L-N: 105 A (15 sec), L-L: 52.5 A (15 sec)
Input current at rated power	178 A	96 A	130 A
Type of signal	True sine wave	True sine wave	True sine wave
Automatic transfer relay	60 A	60 A	60 A
Typical transfer time	8 ms	8 ms	8 ms
DC input voltage (nominal)	25.2 V	50.4 V	50.4 V
Input voltage limits	20 to 32 V	40 to 64 V	40 to 64 V
Charging current	150 A	85 A	100 A
Power factor corrected charging	0.98	0.98	0.98
Auxiliary relay output	0 to 12 V, maximum 250 mA DC	0 to 12 V, maximum 250 mA DC	0 to 12 V, maximum 250 mA DC
Idle consumption (search mode)	< 8 W	< 8 W	< 8 W
AC input voltage (nominal)	120 / 240 V split-phase	120 / 240 V split-phase	120 / 240 V split-phase
AC output voltage	L-N: 120 V +/- 3%; L-L: 240 V +/- 3%	L-N: 120 V +/- 3%; L-L: 240 V +/- 3%	L-N: 120 V +/- 3%; L-L: 240 V +/- 3%
Input voltage limits (bypass/charge mode)	L-N: 78 to 140 V (120 V nominal); L-L: 160 to 270 V (240 V nominal)		
AC1 voltage range (sell mode)	L-N: 106 to 132 +/- 1.5 V; L-L: 214 to 260 +/- 3.0 V (automatically adjusts when entering sell mode)		
Frequency	60 +/-0.1 Hz	60 +/-0.1 Hz	60 +/-0.1 Hz
AC input frequency range (bypass/charge mode)	55 to 65 Hz (default); 44 - 70 Hz (allowable)		
AC1 frequency range (sell mode)	59.4 to 60.4 +/- 0.05 Hz (automatically adjusts when entering sell mode)		
Total harmonic distortion (THD) at rated power	< 5%	< 5%	< 5%
AC connections	AC1 (Grid), AC2 (Generator)	AC1 (Grid), AC2 (Generator)	AC1 (Grid), AC2 (Generator)
AC input breaker	60 A two-pole	60 A two-pole	60 A two-pole
Utility interactive	Yes	Yes	Yes
CEC power rating	4.0 kW	4.5 kW	5.760 kW
Efficiency			
Peak	94.0%	95.6%	95.4%
CEC weighted	91.0%	93.0%	92.5%
General specifications			
NEMA degree of protection	NEMA1R (indoor rating) (sensitive electronic components sealed inside enclosure)		
Product weight	52.5 kg (116.0 lb)	53.5 kg (118.0 lb)	55.2 kg (121.7 lb)
Shipping weight	74.0 kg (163.0 lb)	75.0 kg (165.0 lb)	76.7 kg (169.0 lb)
Product dimensions (H x W x D)	58 x 41 x 23 cm (23.0 x 16.0 x 9.0 in)	58 x 41 x 23 cm (23.0 x 16.0 x 9.0 in)	58 x 41 x 23 cm (23.0 x 16.0 x 9.0 in)
Shipping dimensions (H x W x D)	71.1 x 56.5 x 26.7 cm (28.0 x 22.3 x 10.5 in)	71.1 x 56.5 x 26.7 cm (28.0 x 22.3 x 10.5 in)	71.1 x 56.5 x 26.7 cm (28.0 x 22.3 x 10.5 in)
Ambient air temperature for operation	-25 to 70°C (-13 to 158°F) (power derated above 45°C (113°F))		
System network and remote monitoring	Available	Available	Available
Warranty (Depending on the country of installation)	2 or 5 years	2 or 5 years	2 or 5 years
Part number	865-1010	865-1005	865-1000-01
Features and options			
Display type	Status LEDs indicate AC In status, faults/warnings, equalize mode, battery level. Three-character display indicates output power or charge current, fault/warning codes. On/off and equalize buttons		
Supported battery types	Flooded (default), Gel, AGM, custom		
Battery bank size	100 to 2000 Ah (scaled to PV array size)		
Battery temperature sensor	Included		
Multiple-unit configurations	Split-phase: up to four parallel units in 120/240 V. Three-phase: up to two units per phase (six units total)		
Regulatory approvals			
Safety	UL1741, CSA 107.1		
EMC	FCC and Industry Canada Class B		
Interconnect	IEEE 1547 and CSA 107.1		

Specifications are subject to change without notice.

Conext XW works with the following Schneider Electric products

	XW Power Distribution Panel Product no. 865-1015		XW Connection Kit Product no. 865-1020		System Control Panel Product no. 865-1050
	Automatic Generator Start Product no. 865-1060		MPPT 60 150 solar charge controller Product no. 865-1030-1		MPPT 80 600 solar charge controller Product no. 865-1032
	XW Configuration Tool Product no. 865-1155		Conext Combox Communication device Product no. 865-1058		