

MS-HF-PSW-500W Pure Sine Wave Power Inverter



Product Description:

Product Name: 500W Pure Sine Wave Power Inverter

Country of Origin: China

Model: MS-HF-PSW-500W

Color:Black

Detail Specifications:

Continue Power: 500 W

Max. Output Surge: 1000 W

DC Input Voltage: 12V or 24V or 48V

AC Output Voltage: 110V or 120V or 220V or 230V or 240V

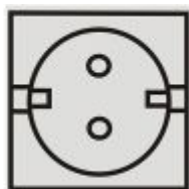
Dimensions (mm): (225+25) x 157 x 75

Weight (kg): 2.4 KG

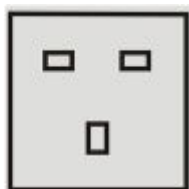
• Output type:



Type1



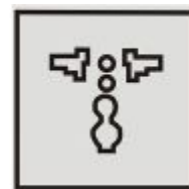
Type2



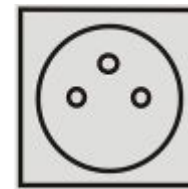
Type3



Type4



Type5



Type6

• Wired Remote Control Wireless Remote Control :



• Features :

- Dedicated design for the use of Solar Power Energy.
- Pure Sine Wave
- Wireless Remote Control and Wired Remote Control (Optional)
- Supply USB 5V/500mA
- High temperature alarm and protection system
- Output overloaded alarm and protection system
- Output short circuit alarm and protection system
- High surge capacity for starting demanding loads
- Alarm and protection for low / high battery

• Scope of Application :

Medical Instruments, Emergency Power, Oxygen Concentrators, Cash Register, Home Theater, High-end Stereos, Notebook, Computers, Power Tools, Radios, DVD players, TV's , Musical Instruments, Recording Equipments, Limousines, Buses, RV's, Precision Equipment, Sensitive Radio Equipment, Laser Printers, Fax Machines,etc.

USB 5V DC output is for Digital Camera, Cell Phone, Video Game, MP3, MP4, PDA.

• MS-HF-PSW-500W Specifications:				
Model		HF-PSW-500W-12	HF-PSW-500W-24	HF-PSW-500W-48
Output	Continuous	500W		
	Surge Power	1000W		
	AC Voltage	100V / 110V / 115V / 120V / 200V/ 220V / 230V / 240V to be selected		
	Regulation	Vrms ± 3%		
	Frequency	50Hz or 60Hz		
	Wave Form	Pure Sine Wave		
	Total Harmonic	THD < 3%		
	USB Output	DC 5V ± 5% 500mA		
Input	Battery Voltage	12V	24V	48V
	DC Current	60A	30A	15A
	Low Battery	10.5V ± 2%	21V ± 2%	42V ± 2%
	Battery Voltage	10V ± 2%	20V ± 2%	40V ± 2%
	High Battery	16V ± 2%	32V ± 2%	64V ± 2%
	No load current	650mA	350mA	170mA
	Efficiency	> 85%		
Protection	High temperature	Yes		
	Short-circuit	Yes		
	Overload	Yes		
	Input Voltage	Yes		
Intelligent Design Heat Auto Control		Fan Start : 42°C ± 3 , Fan Stop : 38°C ± 3		
		High Temperature Shut Down : 63°C ± 3 , Restart Output : 55°C ± 3		
Indicator	Normally : Green LED Over Temperature: Yellow LED Exceptionally :			
Others	Optional with wireless remote control or without remote control			
Mechanical	Dimensions (mm)	225+25 (D) x 157 (W) x 75 (H)		
	Weight	2.4KG		