

JINGWEI X Integrated System

GARNDE



MPPT controller built-in
Inverter built-in
Lithium-iron battery built-in



Three Sizes
6 rated power options

JingWei X System

Jingwei X system combines inverter, MPPT solar charge controller and lithium-iron batteries into one body, it enables a significant reduction in system space and installation costs. It is an advanced tool of electricity power supply, no matter how the energy is produced - PV, grid power or diesel, Jingwei can deal, can store the energy and can supply electricity energy for household, motor home or boat.

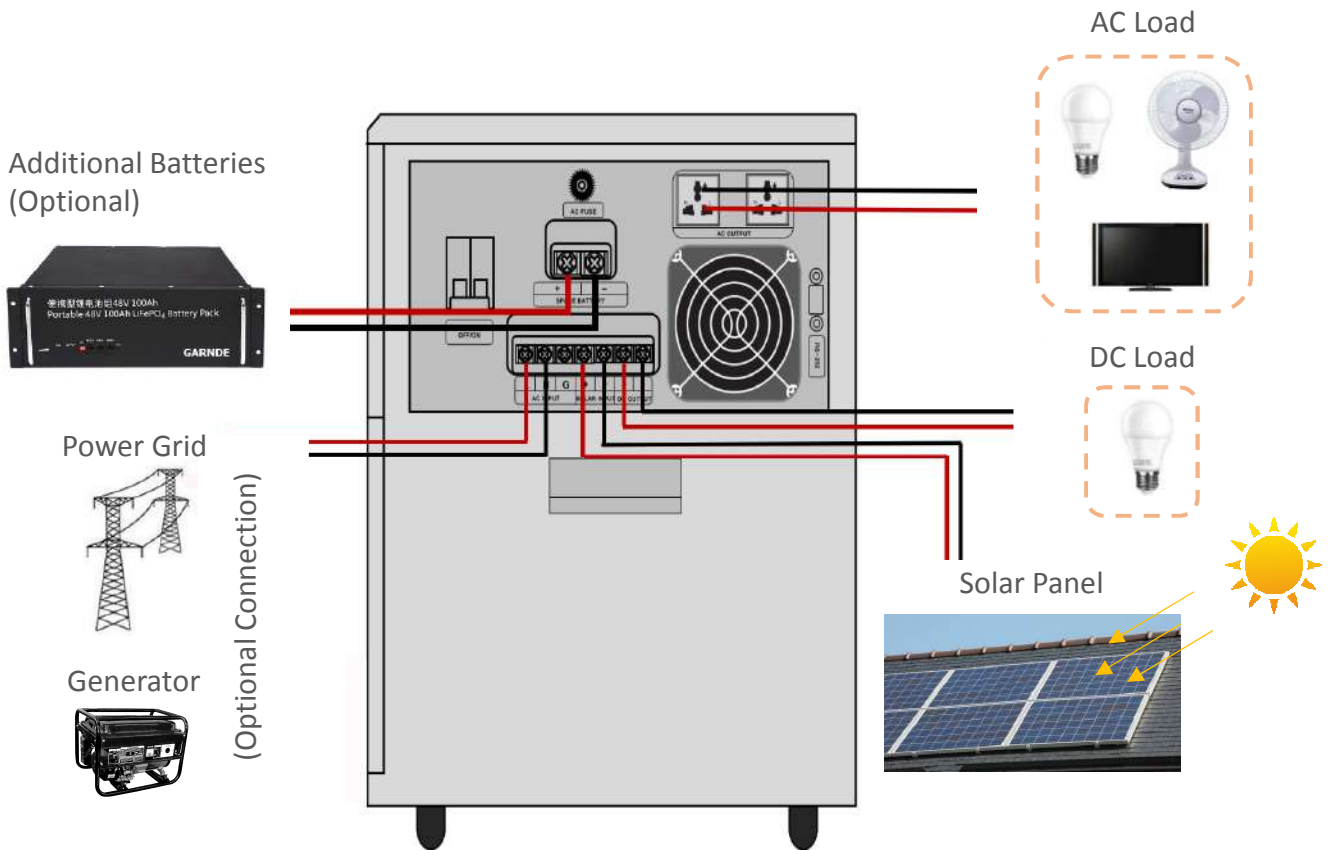
JINGWEI X S



JingWei X S 800

JingWei X S 1000

CONNECTION DIAGRAM



JINGWEI X S 800

Model	JWX-S-800
Output	
Rated Inverter Output Power	800W
Surge Power	2400W
Inverter Output AC Voltage	220V
Voltage Range	215 - 225V
Output Waveform	Pure sine wave
Frequency	50Hz ± 1Hz
Efficiency	≥ 85% (80% if resistive load)
Grid Output AC Voltage	220V
Voltage Range	200 - 240V
Frequency	Automatic track
Working Mode	DC Mode / AC Mode / ECO Mode
Display	LCD
Communication Options	RS232/RS485
DC Output	Dual USD Ports 5V; 4 DC Ports 12V
Input DC	
Max PV Input Voltage	44V
Max PV Input Power	840W
MPPT Operating Voltage Range	30 - 44VDC
Battery	
Battery Type	Lithium-iron Battery
Battery Capacity	100Ah, 24V
Input AC	
Grid Input AC Voltage Range	145 - 275V
Grid Input AC Frequency	45 - 65 Hz
General Data	
Protection	Overload / Over Current / Short Circuit / Over Temperature
Transfer Time	≤ 4ms
Working Temperature	-10°C - 50°C
Cooling Fan	Temperature Control
Noise	≤ 55dB
Dimensions	620 x 380 x 635 mm / 24.4 x 15.0 x 25.0 inches
Packing	680 x 440 x 690 mm, 1 pc / 26.8 x 17.3 x 27.2 inches, 1 pc
Warranty	3 years

JINGWEI X S 1000

Model	JWX-S-1000
Output	
Rated Inverter Output Power	1000W
Surge Power	3000W
Inverter Output AC Voltage	220V
Voltage Range	215 - 225V
Output Waveform	Pure sine wave
Frequency	50Hz ± 1Hz
Efficiency	≥ 85% (80% if resistive load)
Grid Output AC Voltage	220V
Voltage Range	200 - 240V
Frequency	Automatic track
Working Mode	DC Mode / AC Mode / ECO Mode
Display	LCD
Communication Options	RS232/RS485
DC Output	Dual USD Ports 5V; 4 DC Ports 12V
Input DC	
Max PV Input Voltage	44V
Max PV Input Power	1400W
MPPT Operating Voltage Range	30 - 44VDC
Battery	
Battery Type	Lithium-iron Battery
Battery Capacity	150Ah, 24V
Input AC	
Grid Input AC Voltage Range	145 - 275V
Grid Input AC Frequency	45 - 65 Hz
General Data	
Protection	Overload / Over Current / Short Circuit / Over Temperature
Transfer Time	≤ 4ms
Working Temperature	-10°C - 50°C
Cooling Fan	Temperature Control
Noise	≤ 55dB
Dimensions	620 x 380 x 635 mm / 24.4 x 15.0 x 25.0 inches
Packing	680 x 440 x 690 mm, 1 pc / 26.8 x 17.3 x 27.2 inches, 1 pc
Warranty	3 years

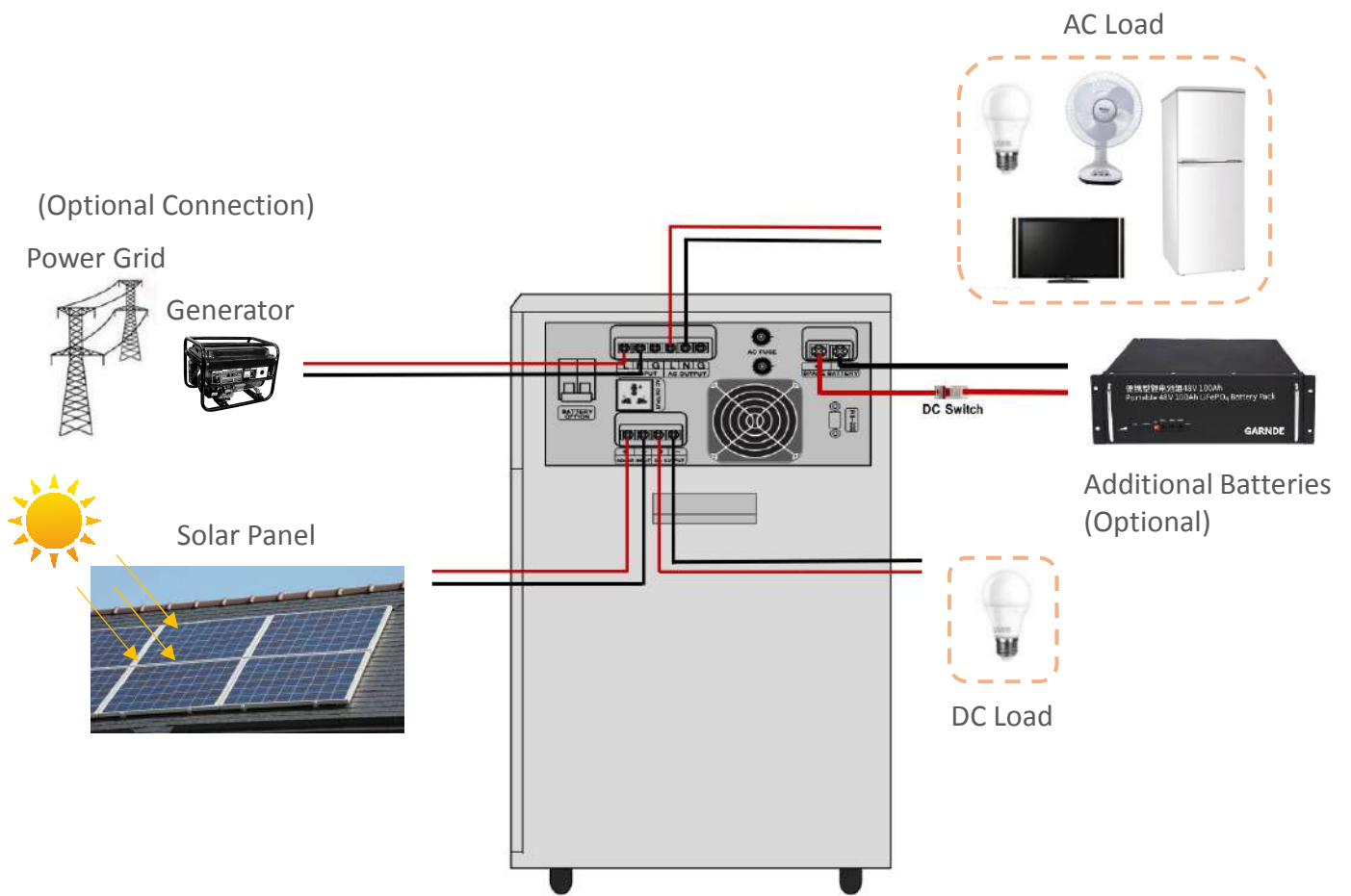
JINGWEI X M



JingWei X M 2000

JingWei X M 3000

CONNECTION DIAGRAM



JINGWEI X M 2000

Model	JWX-M-2000
Output	
Rated Inverter Output Power	2000W
Surge Power	6000W
Inverter Output AC Voltage	220V
Voltage Range	215 - 225V
Output Waveform	Pure sine wave
Frequency	50Hz ± 1Hz
Efficiency	≥ 85% (80% if resistive load)
Grid Output AC Voltage	220V
Voltage Range	200 - 240V
Frequency	Automatic track
Working Mode	DC Mode / AC Mode / ECO Mode
Display	LCD
Communication Options	RS232/RS485
Input DC	
Max PV Input Voltage	88V
Max PV Input Power	1680W
MPPT Operating Voltage Range	60 - 88VDC
Battery	
Battery Type	Lithium-iron Battery
Battery Capacity	100Ah, 48V
Input AC	
Grid Input AC Voltage Range	170 - 275V
Grid Input AC Frequency	45 - 65 Hz
General Data	
Protection	Overload / Over Current / Short Circuit / Over Temperature
Transfer Time	≤ 4ms
Working Temperature	-10°C - 50°C
Cooling Fan	Temperature Control
Noise	≤ 55dB
Dimensions	620 x 380 x 925 mm / 24.4 x 15.0 x 36.4 inches
Packing	680 x 440 x 990 mm, 1 pc / 26.8 x 17.3 x 39.0 inches, 1 pc
Warranty	3 years

JINGWEI X M 3000

Model	JWX-M-3000
Output	
Rated Inverter Output Power	3000W
Surge Power	9000W
Inverter Output AC Voltage	220V
Voltage Range	215 - 225V
Output Waveform	Pure sine wave
Frequency	50Hz ± 1Hz
Efficiency	≥ 85% (80% if resistive load)
Grid Output AC Voltage	220V
Voltage Range	200 - 240V
Frequency	Automatic track
Working Mode	DC Mode / AC Mode / ECO Mode
Display	LCD
Communication Options	RS232/RS485
Input DC	
Max PV Input Voltage	88V
Max PV Input Power	1680W
MPPT Operating Voltage Range	60 - 88VDC
Battery	
Battery Type	Lithium-iron Battery
Battery Capacity	150Ah, 48V
Input AC	
Grid Input AC Voltage Range	170 - 275V
Grid Input AC Frequency	45 - 65 Hz
General Data	
Protection	Overload / Over Current / Short Circuit / Over Temperature
Transfer Time	≤ 4ms
Working Temperature	-10°C - 50°C
Cooling Fan	Temperature Control
Noise	≤ 55dB
Dimensions	620 x 380 x 925 mm / 24.4 x 15.0 x 36.4 inches
Packing	680 x 440 x 990 mm, 1 pc / 26.8 x 17.3 x 39.0 inches, 1 pc
Warranty	3 years

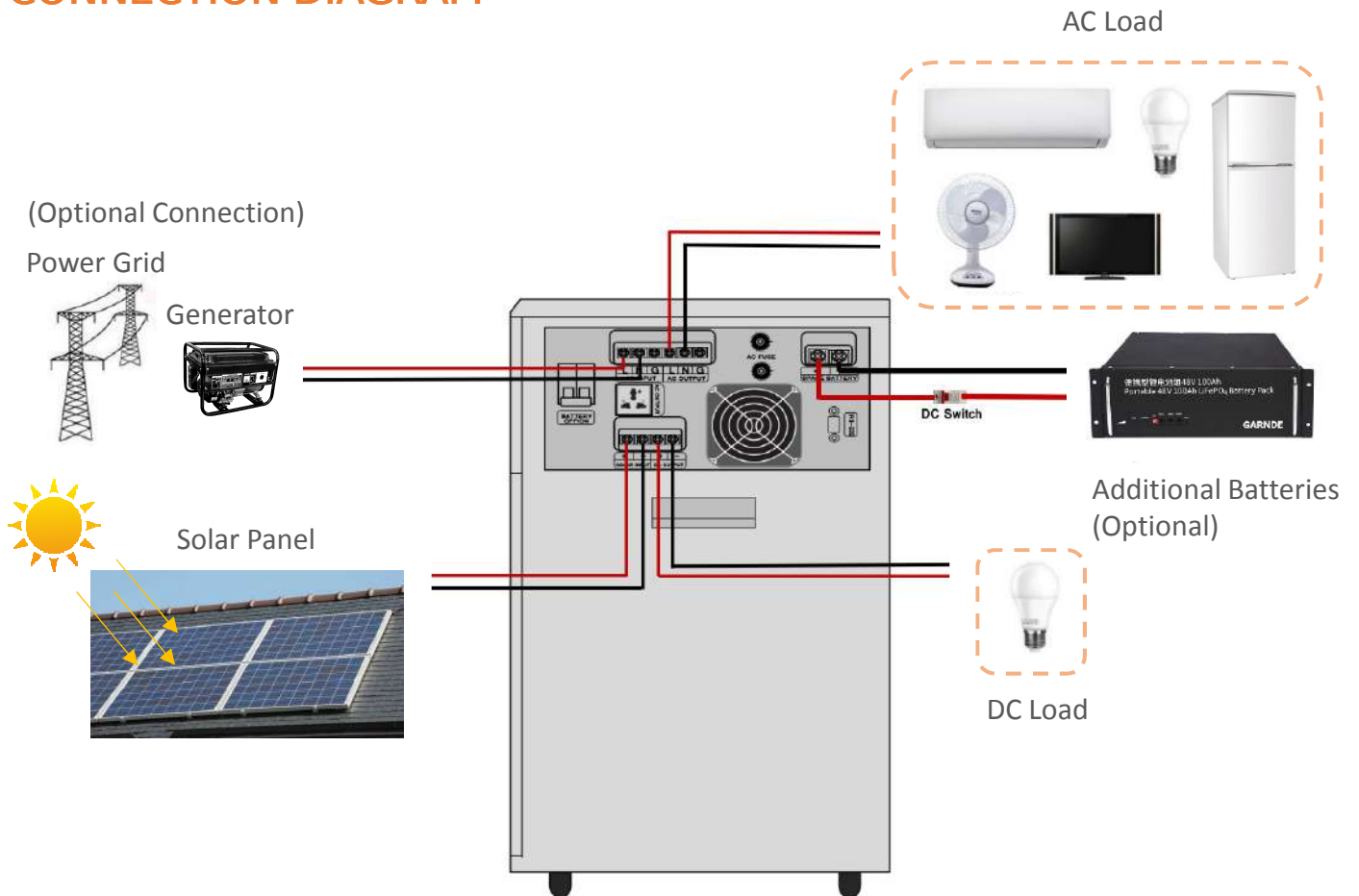
JINGWEI X L



JingWei X L 5000

JingWei X L 6000

CONNECTION DIAGRAM



JINGWEI X L 5000

Model	JWX-L-5000
Output	
Rated Inverter Output Power	5000W
Surge Power	15000W
Inverter Output AC Voltage	220V
Voltage Range	215 - 225V
Output Waveform	Pure sine wave
Frequency	50Hz ± 1Hz
Efficiency	≥ 85% (80% if resistive load)
Grid Output AC Voltage	220V
Voltage Range	200 - 240V
Frequency	Automatic track
Working Mode	DC Mode / AC Mode / ECO Mode
Display	LCD
Communication Options	RS232/RS485
Input DC	
Max PV Input Voltage	88V
Max PV Input Power	2800W
MPPT Operating Voltage Range	60 - 88VDC
Battery	
Battery Type	Lithium-iron Battery
Battery Capacity	200Ah, 48V
Input AC	
Grid Input AC Voltage Range	170 - 275V
Grid Input AC Frequency	45 - 65 Hz
General Data	
Protection	Overload / Over Current / Short Circuit / Over Temperature
Transfer Time	≤ 4ms
Working Temperature	-10°C - 50°C
Cooling Fan	Temperature Control
Noise	≤ 55dB
Dimensions	620 x 560 x 925 mm / 24.4 x 22.0 x 36.4 inches
Packing	680 x 620 x 990 mm, 1 pc / 26.8 x 24.4 x 39.0 inches, 1 pc
Warranty	3 years

JINGWEI X L 6000

Model	JWX-L-6000
Output	
Rated Inverter Output Power	6000W
Surge Power	18000W
Inverter Output AC Voltage	220V
Voltage Range	215 - 225V
Output Waveform	Pure sine wave
Frequency	50Hz ± 1Hz
Efficiency	≥ 85% (80% if resistive load)
Grid Output AC Voltage	220V
Voltage Range	200 - 240V
Frequency	Automatic track
Working Mode	DC Mode / AC Mode / ECO Mode
Display	LCD
Communication Options	RS232/RS485
Input DC	
Max PV Input Voltage	88V
Max PV Input Power	3360W
MPPT Operating Voltage Range	60 - 88VDC
Battery	
Battery Type	Lithium-iron Battery
Battery Capacity	300Ah, 48V
Input AC	
Grid Input AC Voltage Range	170 - 275V
Grid Input AC Frequency	45 - 65 Hz
General Data	
Protection	Overload / Over Current / Short Circuit / Over Temperature
Transfer Time	≤ 4ms
Working Temperature	-10°C - 50°C
Cooling Fan	Temperature Control
Noise	≤ 55dB
Dimensions	620 x 560 x 925 mm / 24.4 x 22.0 x 36.4 inches
Packing	680 x 620 x 990 mm, 1 pc / 26.8 x 24.4 x 39.0 inches, 1 pc
Warranty	3 years



GARNDE

Garnde Solar Energy Corp.

1377 Jianlan Road, Hi-tech Zone
Ningbo 315000, Zhejiang, China

Tel: +86 574 8901 9228

Email: admin@garnde.com

www.garnde.com