



## Adjustable Tilt System

Enerack Adjustable Tilt system is used for Metal roof, Concrete roof. You can fixed or adjustable angle as 10-15deg, 15-30deg and 30-60deg options to maximize energy production.

All Products pre-assembled before shipment, to make the installation easy and quickly. Unique design of inner and outer tube with adjustable Joint, made structure stronger, different from the same type products on the market today , and widely compatible with standing seam clamps.

Unique designed of Inner&End clamps are used for 30-40mm thickness solar modules. A design that includes major specifications saves you inventory cost, quick and easy to install. Innovative design of rail connect base-support can effectively increase the product strength, ensure the safety of the product use.

### Product Overview

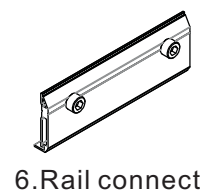
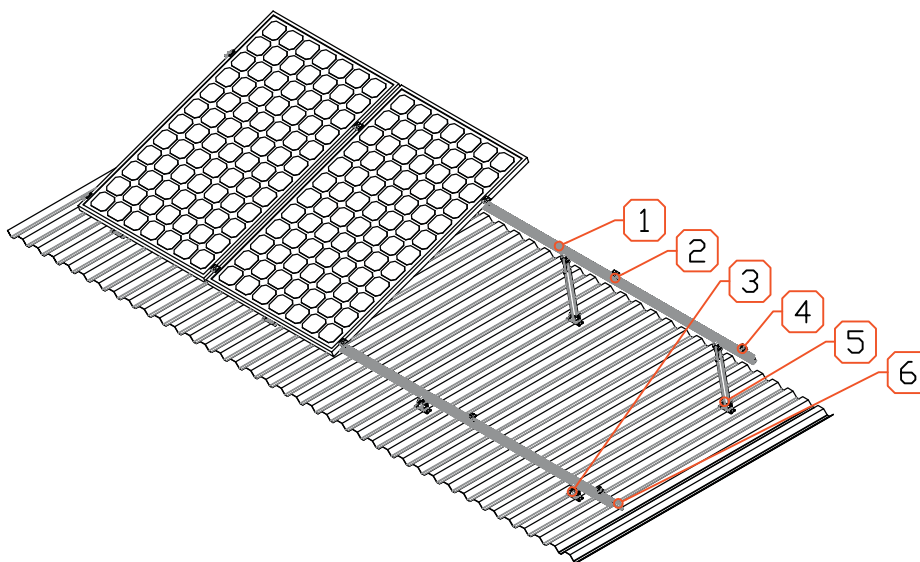
Install Site: Tin ( Metal Roof ) , Cement Roof

Material: AL6005-T5、 SUS304

Standard: AS/NZ1170.2、 JIS C 8955、 MCS 012、 TUV、 UL2703 etc.

Tilt Angle: 10°~15° ; 15°~30° ; 30°~60°

Building Height: Up to 20m



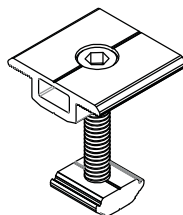
6. Rail connect




5. Adjustable rear leg



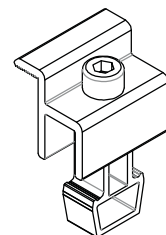
1. Rail



2. Inner clamp



3. Adjustable front leg



4. End clamp