

250W Polycrystalline

HIGH EFFICIENCY HIGH-QUALITY PV MODULES



Features



High module conversion efficiency
Module efficiency up to 15.40% achieved through advanced cell technology and manufacturing capabilities



High PID resistant
Advanced cell technology and qualified materials lead to high resistance to PID



Positive tolerance
Positive tolerance of up to 0-3W delivers higher outputs reliability



Current sorting process
System output maximized by reducing mismatch losses up to 2% with modules sorted & packaged by amperage



Extended wind and snow load tests
Module certified to withstand extreme wind (3800 Pascal) and snow loads(5400 Pascal)



Withstanding harsh environment
Reliable quality leads to a better sustainability even in harsh environment like desert, farm and coastline



Clean Energy Council

Deliver Reliable Performance Over Time

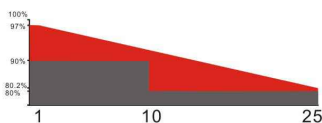
- The leading domestic manufacturer of crystalline silicon photovoltaic modules
- Unrivaled manufacturing capacity and First technology
- Rigorous quality control meeting the international standards: ISO 9001: 2008, ISO 14001: 2004 and ISO17025: 2005

Compact and Durable Frame Design



New compact frame design is light-weight and easier to handle during installation. The rigid and durable hollow chamber guarantees the same long-term and reliable performance

Industry-Leading Warranty Based on Nominal Power



- 97% in the first year, thereafter, for years two (2) through twenty-five (25), 0.7% maximum decrease from MODULE's nominal power output per year, ending with the 80.2% in the 25th year after the defined WARRANTY STARTING DATE
- 5-year material and workmanship warranty

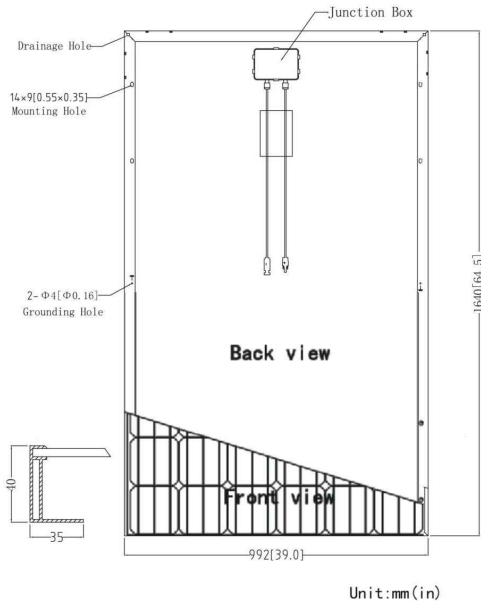
IP67 Junction Box



High reliable performance, low resistance connectors ensure maximum output for the highest energy production

250W Polycrystalline

HIGH EFFICIENCY HIGH-QUALITY PV MODULES



Electrical Characteristics

STC	NES60-6-250P
Maximum Power(Pmax)	250W
Optimum Operating Voltage(Vmp)	30.80V
Optimum Operating Current(Imp)	8.12A
Open Circuit Voltage(Voc)	36.60V
Short Circuit Current(Isc)	9.03A
Module Efficiency	15.40%
Operating Module Temperature	-40°C to +85°C
Maximum System Voltage	1000V DC (IEC)
Power Tolerance	0~3W

STC: Irradiance 1000 W/m², module temperature 25°C, AM=1.5; Best in Class AAA solar simulator (IEC 60904-9) used, power measurement uncertainty is within 0-3w

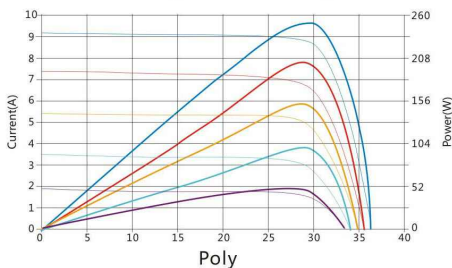
Temperature Characteristics

Nominal Operating Cell Temperature (NOCT)	45±2°C
Temperature Coefficient of Pmax	-0.53%/°C
Temperature Coefficient of Voc	-0.39%/°C
Temperature Coefficient of Isc	0.031%/°C

Mechanical Characteristics

Solar Cell	Polycrystalline silicon 156x156 mm (6 inches)
No. of Cells	60(6x10)
Dimensions	1640x992x45mm/40mm/35mm (64.5x39.1x1.77/1.57/1.38inches)
Weight	19.5kgs(43 lbs)
Front Glass	3.2mm(0.13inches) tempered glass
Frame	Anodized aluminium alloy
Junction Box	Ip67 rated(6 bypass diodes)
Output Cables	TÜV (2Pfg1169:2007) 4.0 mm ² (0.006 inches ²),symmetrical lengths(-)900mm (35.4inches)and(+900 mm(35.4 inches)
Connectors	MC4 connectors

Current-Voltage & Power-Voltage Curve



— 1000 W/m² — 800 W/m² — 600 W/m² — 400 W/m² — 200 W/m²

Excellent performance under weak light conditions at an irradiance intensity of 200 W/m² (AM 1.5, 25°C), 95.5% or higher of the STC efficiency (1000 W/m²) is achieved