



Deep Cycle Series Battery

NPD series VRLA batteries are superior deep cycle design with thick plates, high-density active materials And Slightly stronger electrolyte, Which can withstand repeated deep cyclic applications. Deep cycle series Batteries are the special design batteries with 10 years floating design life at 25°C. Meet with IEC, BS, JIS and Eurobat standard.



Application

- *Emergency Power System
- *Communication equipment
- *Telecommunication systems
- *Uninterruptible power supplies
- *Electric bicycle and wheelchairs, etc.
- *Power tools
- *Golf cars and buggies
- *Marine equipment
- *Solar and wind power system

General Features

- *Safety Sealing
- *Non-spillable construction
- *High power density
- *Excellent recovery from Deep discharge
- *Thick plates and high active materials
- *Longer Life and low self-discharge design

Construction

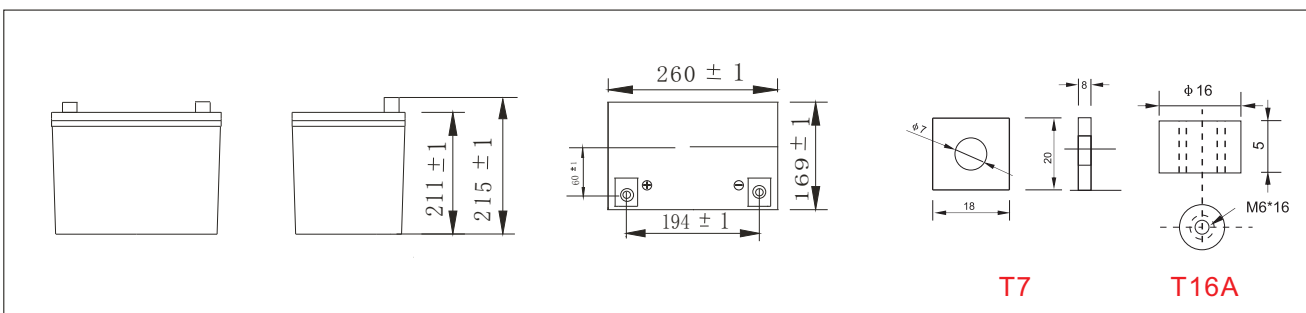
- *PositiveLead dioxide
- *ElectrolyteSulfuric acid
- *SeparatorFiber glass
- *ContainerABS(UL94-HB), Flammability Resistance of UL94-V2 can be available upon request
- *NegativeLead
- *Safety ValveEPDR
- *TerminalCopper

Specification

Battery Model	Nominal Voltage 12V			
	Rated capacity(10 Hour rate) 70Ah			
Dimensions	Length	Width	Height	Total Height
	260mm (10.24 inches)	169mm(6.65inches)	211mm(8.31 inches)	215mm(8.46inches)
Approx Weight	23.4kg(51.59lbs)±3%			
Capacity 25°C (77°F)	10 hour (7.0A,10.8V)	5 Hour (11.9A,10.5V)	3 Hour (17.5A,10.2V)	1 Hour (38.5A,9.6V)
	70.0Ah	59.5Ah	52.5Ah	38.5Ah
Max.discharge current	700A(5 Sec.)			
Internal Resistance	Full charged at 25 °C: Approx 5.2mΩ			
Capacity affected by Temp. (10 HR)	40°C (104 °F)	25°C (77°F)	0°C (32°F)	-15°C (5°F)
	102%	100%	85%	65%
Self Discharge at 25°C (77°F)	After 3 months storage		After 6 months storage	After 12 months storage
	91%		82%	64%
Charge method 25°C (77°F)	Cycle Use		Float Use	
	14.1-14.4V (Initial charging current less than 28A)		13.50-13.80V	

Outer dimensions (mm)

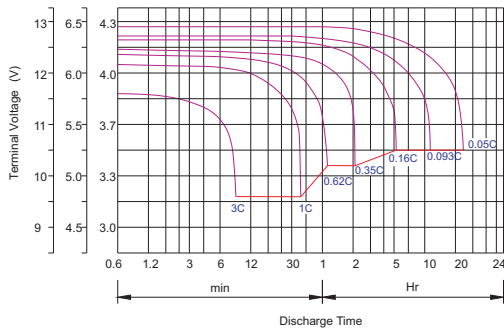
Terminal Type (mm)



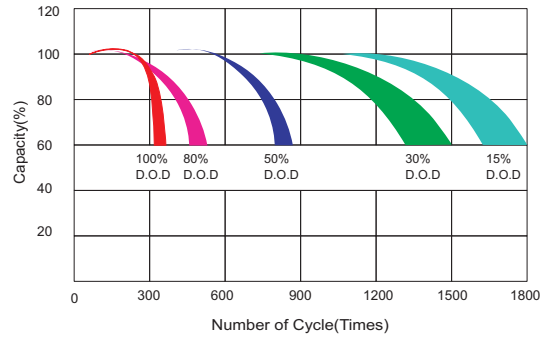
Time		5min	10min	15min	30min	1hr	2hr	3hr	4hr	5hr	8hr	10hr	20hr
9.60V	A	224.00	148.00	119.00	79.80	42.00	24.50	18.00	14.00	11.60	8.19	7.35	3.97
	W	2314.00	1577.00	1277.00	858.00	454.00	269.00	200.00	158.00	131.00	94.00	85.00	46.20
10.20V	A	217.00	133.00	112.00	76.30	39.50	23.40	17.50	13.70	11.30	7.98	7.21	3.85
	W	2319.00	1488.00	1255.00	857.00	447.00	269.00	203.00	159.00	132.00	93.00	85.00	45.20
10.50V	A	210.00	119.00	98.00	71.40	38.20	22.80	17.10	13.40	11.20	7.91	7.07	3.85
	W	2294.00	1356.00	1119.00	822.00	443.00	265.00	199.00	157.00	131.00	93.00	84.00	45.50
10.80V	A	202.00	112.00	91.00	65.80	37.00	22.30	16.70	13.20	10.90	7.70	7.00	3.78
	W	2271.00	1296.00	1050.00	762.00	430.00	261.00	196.00	156.00	129.00	91.00	83.00	45.00
11.10V	A	196.00	105.00	84.00	58.80	35.70	21.70	16.10	12.90	10.60	7.49	6.65	3.57
	W	2219.00	1219.00	979.00	688.00	420.00	256.00	191.00	153.00	127.00	90.00	80.30	43.30



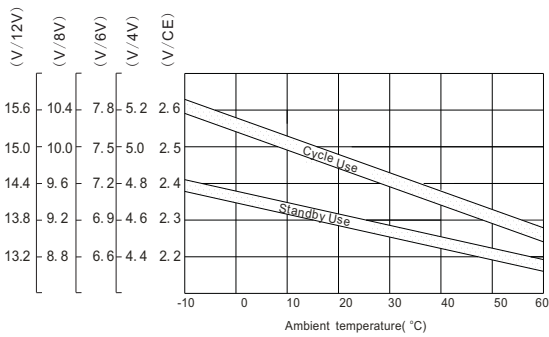
Discharge characteristic Curve



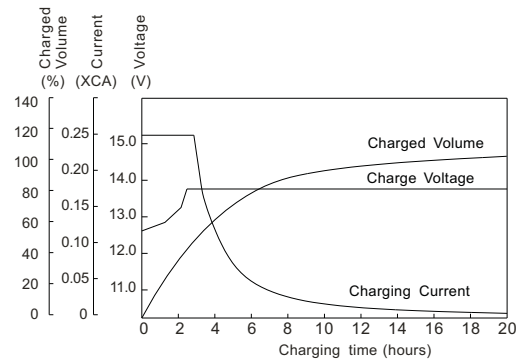
Cycle service life in relation to depth of discharge



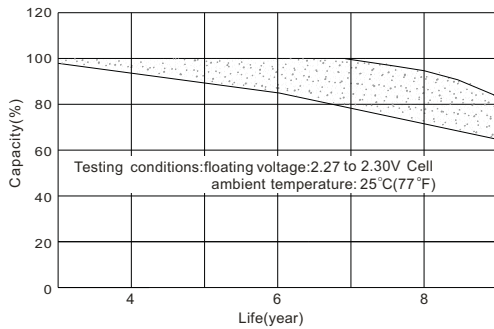
Relationship between charging voltage and temperature



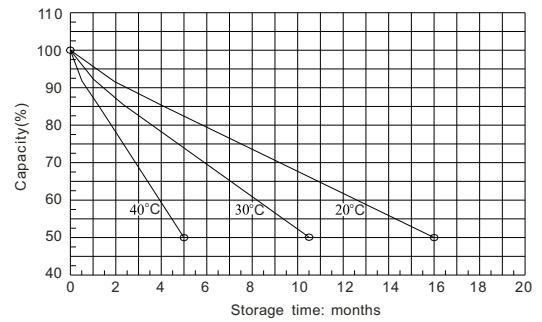
Constant voltage charging characteristic (0.25CA, at 25°C)



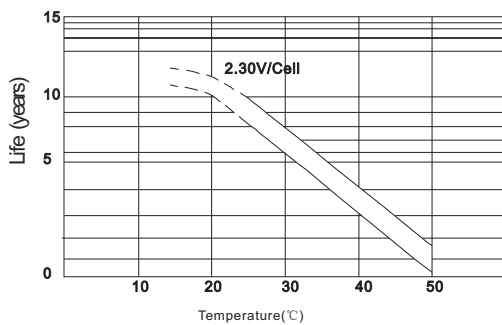
Life characteristics of standby use



Self-discharge characteristic



Temperature effects on float life



Charge characteristic Curve for standby use

