



● NPG GEL Series Battery

NPG Series batteries are designed with special separator and GEL deep cycle technology to give Extra-durable cyclic performance at extreme temperature.

NPG series Batteries are the DEEP CYCLE batteries with 18 years floating design life at 25 °C. Meet with IEC, BS, JIS and Eurobat standard .

● Application

- *Emergency Power System
- *Communication equipment
- *Telecommunication systems
- *Uninterruptible power supplies
- *Electric bicycle and wheelchairs, etc
- *Power tools
- *Alarm system
- *Marine equipment
- *Fire and Security System
- *Solar and Wind System.

● General Features

- *Safety Sealing
- *Non-spillable construction
- *High Reliability and Stability
- *Sealed and Maintenance-free
- *Safety and Quality certification
- *Long Life and low self-discharge design

● Specification

● Construction

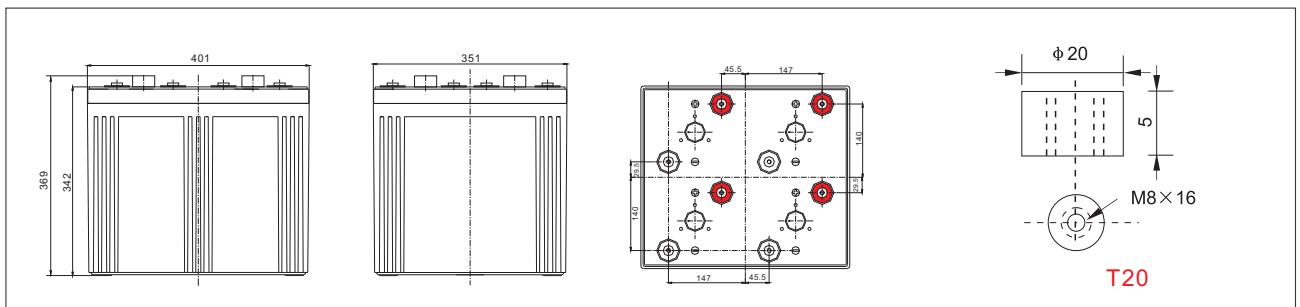
- *PositiveLead dioxide
- *ElectrolyteSulfuric acid thixotropic gel
- *SeparatorMacromolecule polymer
- *ContainerABS(UL94-HB), Flammability Resistance of UL94-V2 can be available upon request
- *NegativeLead
- *Safety ValveEPDR
- *TerminalCopper



Battery Model	Nominal Voltage		2V	
	Rated capacity(10 Hour rate)		1500Ah	
Dimensions	Length	Width	Height	Total Height
	401mm (15.79 inches)	351mm(13.82 inches)	342mm(13.46 inches)	369mm (14.53 inches)
Approx Weight	103.5kg(228.18lbs)±3%			
Capacity 25 °C (77°F)	10 Hour rate(150A,1.80V)	5 Hour rate (255A,1.75V)	3 Hour rate (375A,1.70V)	1 Hour rate (825A,1.60V)
	1500Ah	1275Ah	1125Ah	825Ah
Max. discharge current	15000A(5 Sec.)			
Internal Resistance	Full charged at 25 °C (77°F): Approx 0.15mΩ			
Capacity affected by Temp. (10 HR)	40 °C (104 °F)	25 °C (77°F)	0 °C (32°F)	-15 °C (5°F)
	102%	100%	85%	65%
Self Discharge at 25 °C (77°F)	After 3 months storage		After 6 months storage	After 12 months storage
	91%		82%	64%
Charge method 25 °C (77°F)	Cycle Use		Float Use	
	2.35-2.40V (Initial charging current less than 600A)		2.25-2.30V	

● Outer dimensions (mm)

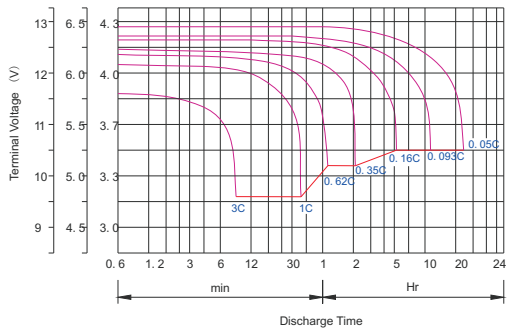
● Terminal Type (mm)



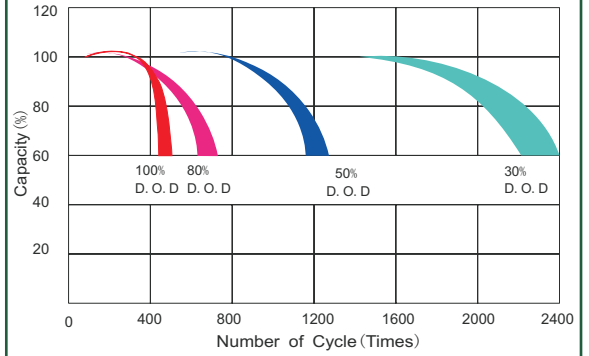
Constant Current(Amp) and Constant Power(Watt) Discharge Table at 25 °C (77 °F)													
Time		5min	10min	15min	30min	1hr	2hr	3hr	4hr	5hr	8hr	10hr	20hr
1.60V	A	4805	3165	2552	1710	900.0	525.0	385.5	300.0	247.5	175.5	157.5	85.1
	W	8264	5634	4560	3064	1620.0	960.8	715.1	562.5	469.0	335.2	303.2	164.8
1.70V	A	4653	2856	2403	1635	846.0	501.0	375.0	292.5	243.0	171.0	154.5	82.5
	W	8282	5315	4482	3059	1594.7	962.4	723.8	566.9	472.1	333.5	302.5	161.3
1.75V	A	4502	2555	2102	1530	819.0	489.0	366.0	288.0	240.0	169.5	151.5	82.5
	W	8193	4843	3997	2935	1580.7	945.2	710.8	561.6	469.0	332.2	298.8	162.5
1.80V	A	4338	2408	1953	1410	792.0	477.0	357.0	283.5	234.0	165.0	150.0	81.0
	W	8112	4627	3750	2723	1536.5	931.1	701.5	557.9	461.0	325.9	297.2	160.8
1.85V	A	4193	2256	1803	1260	765.0	465.0	345.0	276.0	228.0	160.5	142.5	76.5
	W	7924	4354	3498	2457	1499.4	916.1	683.1	547.9	453.5	320.4	286.7	154.5



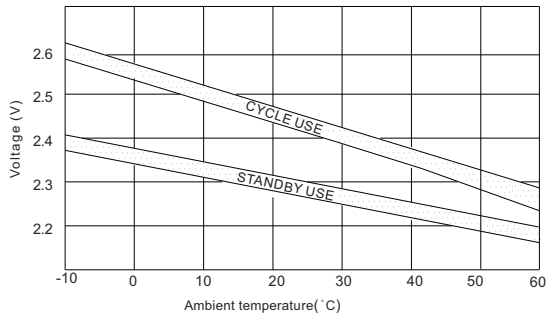
Discharge characteristic Curve



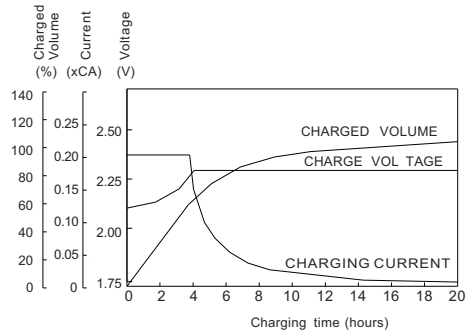
Cycle service life in relation to depth of discharge



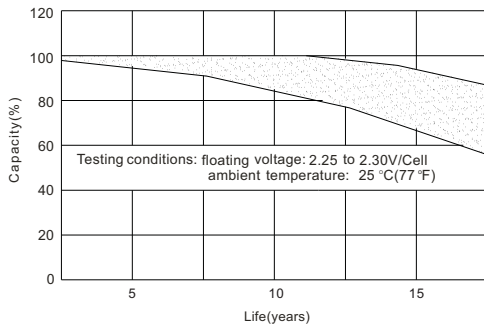
Relationship between charging voltage and temperature



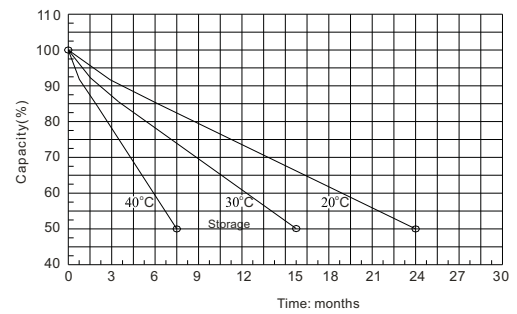
Constant voltage charging characteristic (0.25CA, at 25°C)



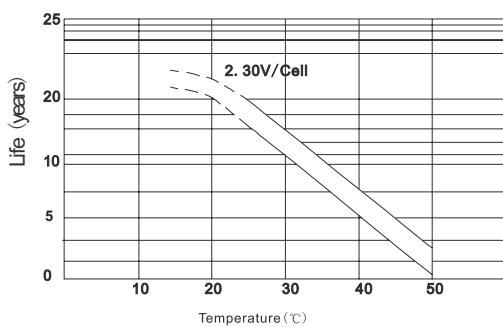
Life characteristics of standby use



Self-discharge characteristic



Temperature effects on float life



Charge characteristic Curve for standby use

