

CBG1000-2

2V 1000AH

Deep Cycle Gel



CBG1000-2

Awaiting Image

Physical Specification

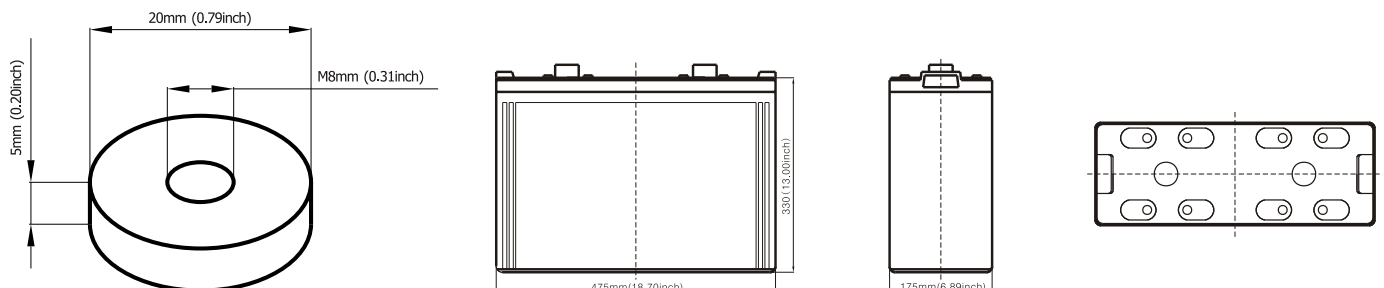
Part Number	CBG1000-2
Length	475 ± 2 mm
Width	175 ± 2 mm
Container Height	330 ± 2 mm
Total Height (with terminal)	365 ± 2 mm
Approx Weight	67.2 kg

Specifications

	Nominal Voltage	1000V
	Nominal Capacity (1000HR)	2AH
Terminal Type	Standard Terminal	T11
Container Material	Standard Option	ABS
Rated Capacity	20hr, 1.80V/cell, 25°C	1020AH / 51A
	10hr, 1.80V/cell, 25°C	1000AH / 100A
	5hr, 1.75V/cell, 25°C	900AH / 180A
	1hr, 1.60V/cell, 25°C	620AH / 620A
Internal Resistance	Approx 0.00055m Ω	
	Cycle Use	2.3V ~ 2.35V Temp.
	Standby Use	No limit on Initial Charging Current Voltage 2.25V ~ 2.27V Temp.
	Capacity affect by Temperature	40°C 103%
		25°C 100%
		0°C 86%
Design Floating Life at 20°C	Years 15+	
Self Discharge	Canbat batteries may be stored for up to 6 months at 25°C(77°F) and then a refresh charge is required. For higher temperatures the time interval will be shorter.	

Dimensions

T11 Terminal



ALL DATA IS SUBJECT TO CHANGE WITHOUT NOTICE

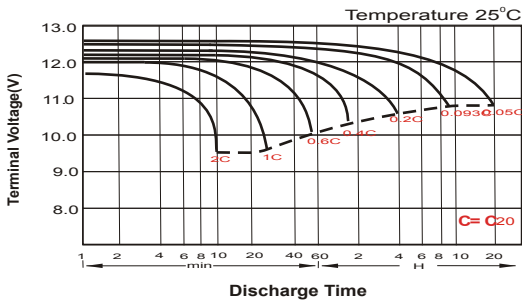
Constant Current Discharge (Amperes) at 25°C

F.V / Time	5 MIN	10 MIN	15 MIN	30 MIN	1 HR	HR	5 HR	10 HR	20 HR
1.60 V	2700	2100	1700	1090	690	315	205	106	55.1
1.67 V	2400	1940	1597	1060	680	305	195	106	55.1
1.70 V	2200	1800	1500	1010	650	290	185	105	55.1
1.75 V	2020	1677	1418	993	633	274	183	104	55.0
1.80 V	1786	1515	1299	980	606	270	179	100	54.8
1.85 V	1320	1178	1064	770	495	255	164	95.0	54.6

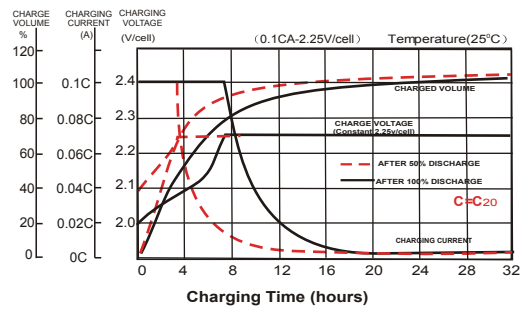
Constant Power Discharge (Watts) at 25°C

F.V / Time	5 MIN	10 MIN	15 MIN	30 MIN	1 HR	3 HR	5 HR	10 HR	20 HR
1.60 V	3937	2965	2421	1804	1114	365	375	206	103
1.67 V	3711	2793	2290	1713	1067	359	368	203	102
1.70 V	3485	2620	2158	1621	1018	353	361	199	100
1.75 V	3258	2447	2020	1527	967	346	355	195	97.5
1.80 V	3027	2276	1890	1427	917	336	335	184	92.0
1.85 V	2800	2106	1760	1326	867	326	315	173	86.5

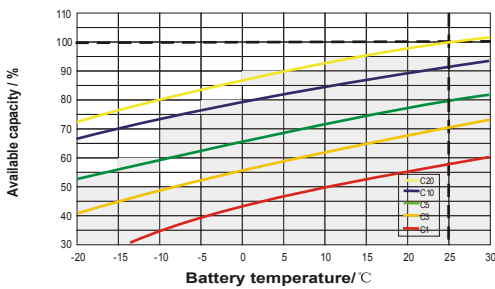
Discharge Characteristics



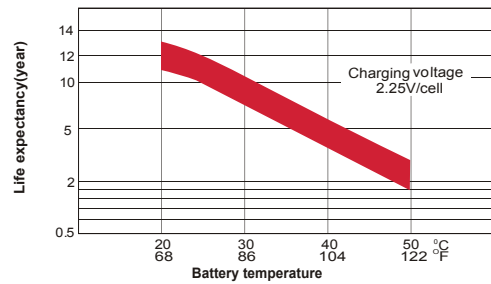
Charging Characteristics



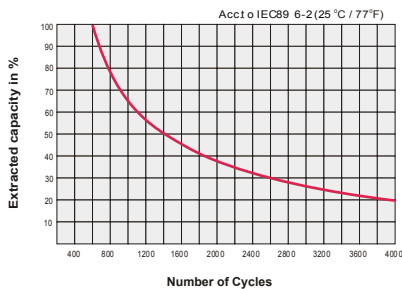
Temperature Effects in Relation to Battery Capacity



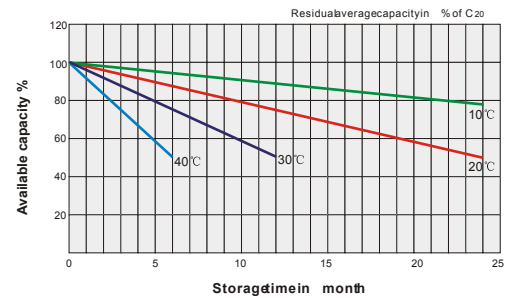
Effect of Temperature on Long Term Float Life



Cycle Life in Relation to Depth of Discharge



General Relation of Capacity VS. Storage Time



ALL DATA IS SUBJECT TO CHANGE WITHOUT NOTICE