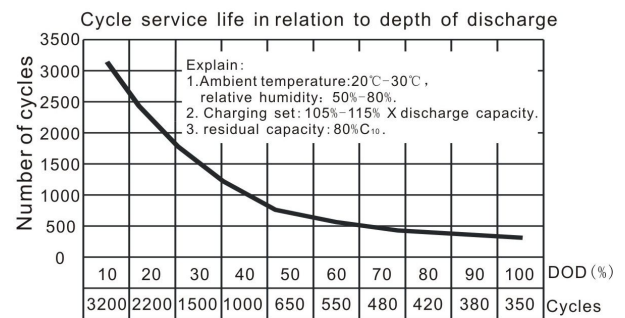
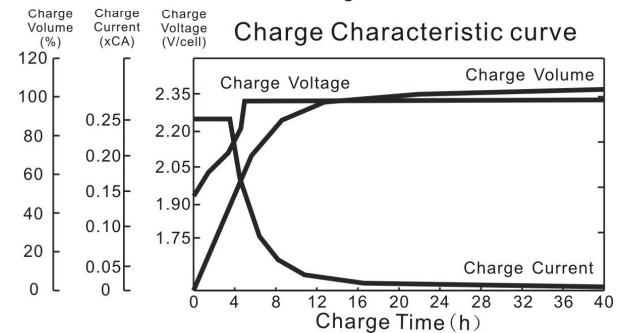
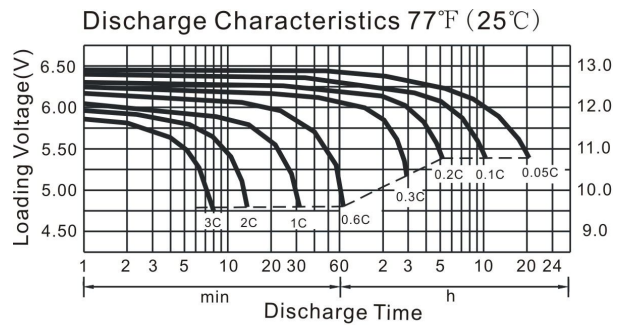


● Specifications

Nominal Voltage		12V
Rated Capacity 77°F(25°C) (10HR)		100.0Ah
Dimensions (mm/inch)	Length	330 (12.99)
	Width	171 (6.73)
	Height	220 (8.66)
	Total Height	227 (8.94)
Approx. Weight (kg/lbs)		32 (70.55)
Terminal		T6/T12

● Characteristic

Capacity 77°F(25°C)	20HR (5.30A)	106.0Ah
	10HR (10.0A)	100.0Ah
	5HR (17.0A)	85.0Ah
	1HR (55.0A)	55.0Ah
	15 min rate (175.0A)	43.8Ah
Internal Resistance	Full Charged Battery 77°F(25°C)	Approx. 5mΩ
Temperature dependence of capacity (10HR)	104°F(40°C)	102%
	77°F(25°C)	100%
	32°F(0°C)	85%
	5°F(-15°C)	65%
Self-Discharge 68°F(20°C) (Capacity after)	3 months	90%
	6 months	80%
	12 months	60%
Max. Discharge Current, 77°F(25°C)		800A(5s)
Floating design life, 77°F(25°C)		12 years
Constant Voltage Charge, 77°F(25°C)	Cycle	14.4~14.7V(-24mV/°C) max. current: 25 A
	Float	13.6~13.8V(-18mV/°C)



Constant Current Discharge Characteristics (A), 77°F(25°C)

F.V/TIME	5min	10min	15min	30min	60min	2H	3H	5H	8H	10H	20H
1.60V/cell	340.0	220.0	175.0	100.0	58.1	36.03	26.56	17.95	12.00	10.43	5.45
1.70V/cell	323.0	209.0	167.1	95.6	56.0	34.65	25.95	17.62	11.88	10.33	5.40
1.75V/cell	308.0	196.0	164.1	93.6	55.0	34.00	25.44	17.30	11.63	10.15	5.35
1.80V/cell	289.0	181.0	161.2	91.8	54.1	33.41	25.00	17.00	11.50	10.00	5.30

Constant Wattage Discharge Characteristics (Watt), 77°F(25°C)

F.V/TIME	5min	10min	15min	30min	60min	2H	3H	5H	8H	10H	20H
1.60V/cell	603.5	399.7	320.8	184.2	107.5	67.26	50.02	34.11	23.00	20.34	10.63
1.70V/cell	578.7	383.2	309.1	177.7	104.5	65.26	49.31	33.77	22.97	20.32	10.62
1.75V/cell	557.0	362.6	306.3	175.6	103.6	64.60	48.76	33.44	22.68	20.13	10.61
1.80V/cell	527.4	337.9	303.6	173.7	102.8	64.04	48.33	33.15	22.62	20.00	10.60