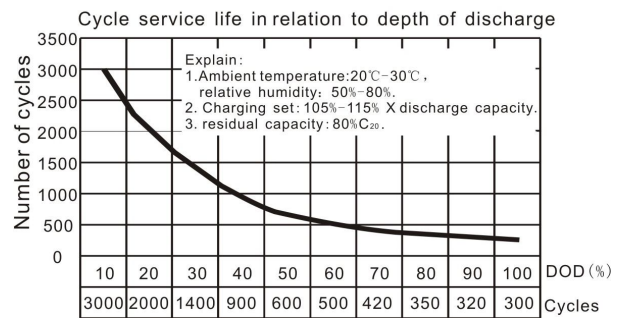
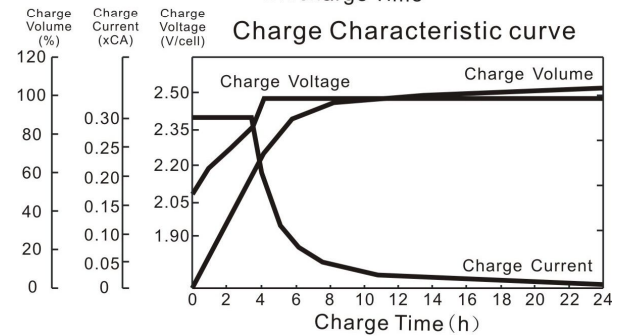
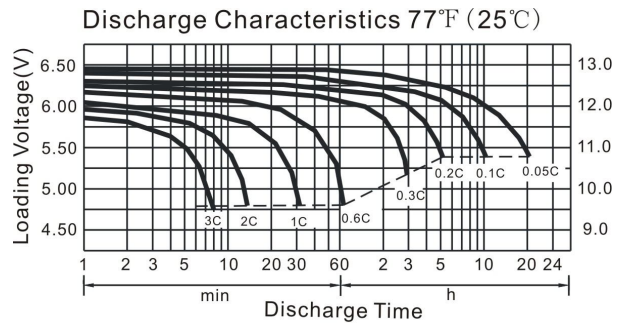


● Specifications

Nominal Voltage		12V
Rated Capacity 77°F(25°C) (20HR)		18.0Ah
Dimensions (mm/inch)	Length	181 (7.13)
	Width	77 (3.03)
	Height	167 (6.57)
	Total Height	167 (6.57)
Approx. Weight (kg/lbs)		5.8 (12.79)
Terminal		T3/T10

● Characteristic

Capacity 77°F(25°C)	20HR (0.94A)	18.8Ah
	10HR (1.71A)	17.1Ah
	5HR (3.15A)	15.7Ah
	1HR (11.13A)	11.1Ah
	15 min rate (33.3A)	8.3Ah
Internal Resistance	Full Charged Battery 77°F(25°C)	Approx. 18mΩ
Temperature dependence of capacity (20HR)	104°F(40°C)	102%
	77°F(25°C)	100%
	32°F(0°C)	85%
	5°F(-15°C)	65%
Self-Discharge 68°F(20°C) (Capacity after)	3 months	90%
	6 months	80%
	12 months	60%
Max. Discharge Current, 77°F(25°C)		270A(5s)
Design life for deep cycle(DOD80%), 77°F(25°C)		300 Cycles
Constant Voltage Charge, 77°F(25°C)	Cycle	14.5~14.9V(-24mV/°C) max. current: 5.4A
	Float	13.6~13.8V(-18mV/°C)



Constant Current Discharge Characteristics (A), 77°F(25°C)

F.V/TIME	5min	10min	15min	30min	60min	2H	3H	5H	8H	10H	20H
1.60V/cell	68.4	43.2	33.3	18.0	11.76	6.55	4.86	3.27	2.15	1.76	0.95
1.70V/cell	65.0	41.0	31.8	17.2	11.34	6.30	4.77	3.21	2.12	1.74	0.95
1.75V/cell	63.7	40.1	31.2	16.8	11.13	6.18	4.68	3.15	2.09	1.71	0.94
1.80V/cell	62.5	39.2	30.7	16.5	10.94	6.07	4.60	3.09	2.06	1.69	0.94

Constant Wattage Discharge Characteristics (Watt), 77°F(25°C)

F.V/TIME	5min	10min	15min	30min	60min	2H	3H	5H	8H	10H	20H
1.60V/cell	124.2	79.1	61.61	33.61	22.15	12.43	9.32	6.32	4.19	3.47	1.89
1.70V/cell	119.2	76.0	59.36	32.40	21.55	12.08	9.23	6.26	4.17	3.46	1.88
1.75V/cell	117.9	74.9	58.82	32.00	21.34	11.95	9.13	6.19	4.14	3.42	1.87
1.80V/cell	116.6	74.0	58.28	31.68	21.16	11.84	9.04	6.13	4.08	3.38	1.87