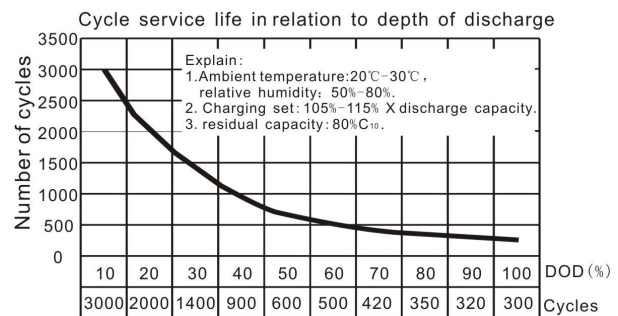
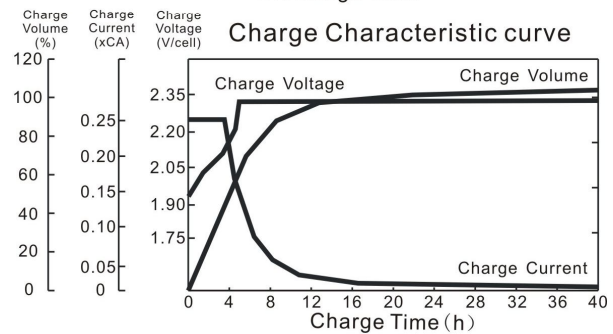
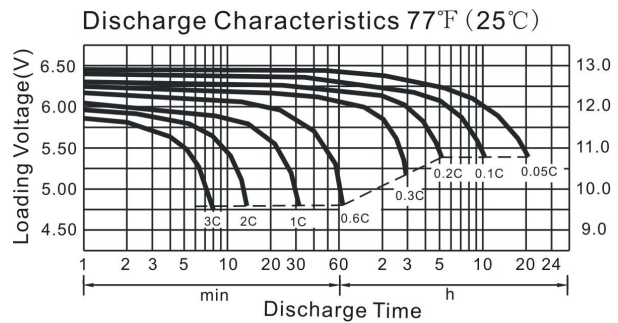


● Specifications

Nominal Voltage		12V
Rated Capacity 77°F(25°C) (10HR)		55.0Ah
Dimensions (mm/inch)	Length	229 (9.02)
	Width	138 (5.43)
	Height	210 (8.27)
	Total Height	228 (8.98)
Approx. Weight (kg/lbs)		18 (39.68)
Terminal		T5/T12

● Characteristic

Capacity 77°F(25°C)	20HR (3.02A)	60.4Ah
	10HR (5.61A)	56.1Ah
	5HR (9.62A)	48.1Ah
	1HR (31.9A)	31.9Ah
	15 min rate (96.25A)	24.1Ah
Internal Resistance	Full Charged Battery 77°F(25°C)	Approx. 6mΩ
Temperature dependence of capacity (10HR)	104°F(40°C)	102%
	77°F(25°C)	100%
	32°F(0°C)	85%
	5°F(-15°C)	65%
Self-Discharge 68°F(20°C) (Capacity after)	3 months	90%
	6 months	80%
	12 months	60%
Max. Discharge Current, 77°F(25°C)		440A(5s)
Design life for deep cycle(DOD80%), 77°F(25°C)		300 Cycles
Constant Voltage Charge, 77°F(25°C)	Cycle	14.4~14.7V(-24mV/°C) max. current: 13.75 A
	Float	13.6~13.8V(-18mV/°C)



Constant Current Discharge Characteristics (A), 77°F(25°C)

F.V/TIME	5min	10min	15min	30min	60min	2H	3H	5H	8H	10H	20H
1.60V/cell	187.0	121.0	96.2	55.0	33.20	20.60	15.42	10.16	6.72	5.85	3.11
1.70V/cell	177.7	115.0	91.9	52.6	32.47	20.18	15.12	9.97	6.62	5.77	3.08
1.75V/cell	169.4	107.8	90.3	51.5	31.90	19.80	14.84	9.79	6.53	5.69	3.05
1.80V/cell	159.0	99.6	88.7	50.5	31.38	19.46	14.57	9.62	6.43	5.61	3.02

Constant Wattage Discharge Characteristics (Watt), 77°F(25°C)

F.V/TIME	5min	10min	15min	30min	60min	2H	3H	5H	8H	10H	20H
1.60V/cell	331.9	219.8	176.4	101.3	61.41	38.45	29.05	19.31	12.87	11.42	6.06
1.70V/cell	318.4	210.8	170.0	97.8	60.63	38.00	28.72	19.12	12.80	11.36	6.06
1.75V/cell	306.4	199.5	168.5	96.6	60.08	37.62	28.45	18.93	12.73	11.29	6.05
1.80V/cell	290.1	185.9	167.0	95.6	59.62	37.29	28.17	18.76	12.65	11.22	6.05