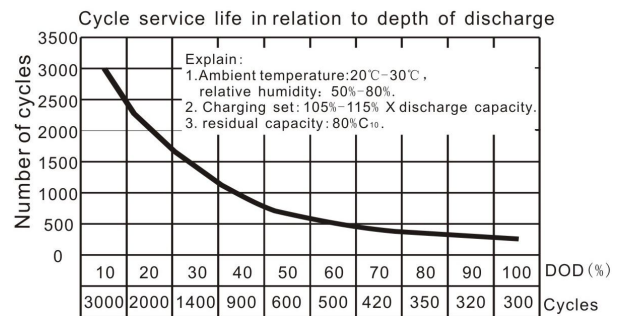
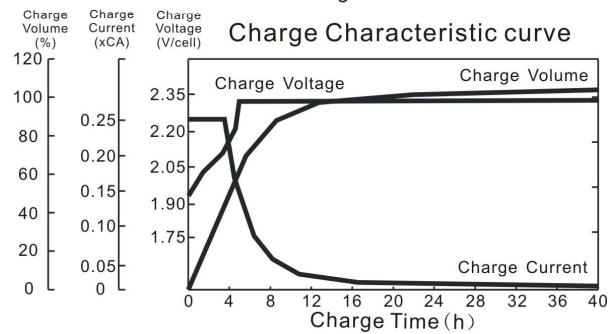
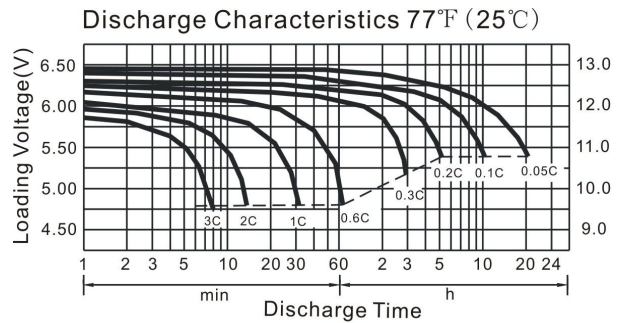


● Specifications

Nominal Voltage		12V
Rated Capacity 77°F(25°C) (10HR)		150.0Ah
Dimensions (mm/inch)	Length	485 (19.09)
	Width	172 (6.77)
	Height	240 (9.45)
	Total Height	240 (9.45)
Approx. Weight (kg/lbs)		47 (103.62)
Terminal		T9-B/T13

● Characteristic

Capacity 77°F(25°C)	20HR (8.25A)	165.0Ah
	10HR (15.3A)	153.0Ah
	5HR (26.2A)	131.0Ah
	1HR (87.0A)	87.0Ah
	15 min rate (262.5A)	65.6Ah
Internal Resistance	Full Charged Battery 77°F(25°C)	Approx. 3.8mΩ
Temperature dependence of capacity (10HR)	104°F(40°C)	102%
	77°F(25°C)	100%
	32°F(0°C)	85%
	5°F(-15°C)	65%
Self-Discharge 68°F(20°C) (Capacity after)	3 months	90%
	6 months	80%
	12 months	60%
Max. Discharge Current, 77°F(25°C)		1200A(5s)
Design life for deep cycle(DOD80%), 77°F(25°C)		300 Cycles
Constant Voltage Charge, 77°F(25°C)	Cycle	14.4~14.7V(-24mV/°C) max. current: 37.5 A
	Float	13.6~13.8V(-18mV/°C)



Constant Current Discharge Characteristics (A), 77°F(25°C)

F.V/TIME	5min	10min	15min	30min	60min	2H	3H	5H	8H	10H	20H
1.60V/cell	510.0	330.0	262.5	150.0	90.53	56.18	42.06	27.72	18.31	15.96	8.49
1.70V/cell	484.5	313.5	250.7	143.4	88.58	55.04	41.24	27.21	18.06	15.75	8.40
1.75V/cell	462.0	294.0	246.2	140.4	87.00	54.00	40.49	26.72	17.81	15.52	8.32
1.80V/cell	433.5	271.5	241.8	137.7	85.58	53.07	39.75	26.25	17.55	15.30	8.25

Constant Wattage Discharge Characteristics (Watt), 77°F(25°C)

F.V/TIME	5min	10min	15min	30min	60min	2H	3H	5H	8H	10H	20H
1.60V/cell	905.2	599.5	481.2	276.3	167.48	104.87	79.22	52.67	35.10	31.13	16.56
1.70V/cell	868.1	574.8	463.7	266.6	165.34	103.65	78.34	52.16	34.92	30.98	16.54
1.75V/cell	835.5	543.9	459.5	263.4	163.84	102.60	77.59	51.65	34.73	30.79	16.52
1.80V/cell	791.1	506.9	455.4	260.6	162.60	101.71	76.84	51.18	34.52	30.60	16.50