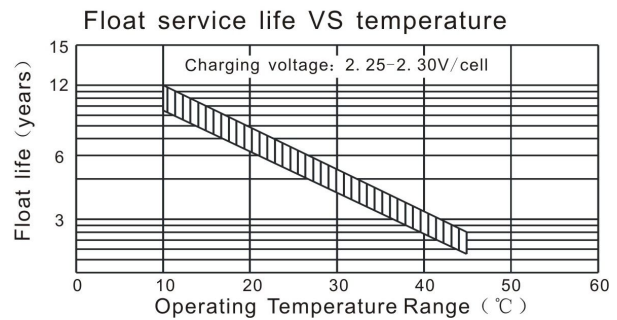
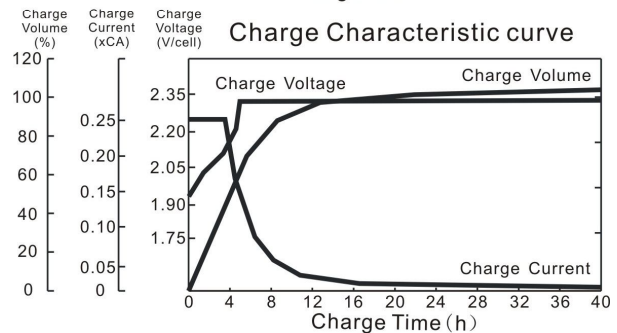
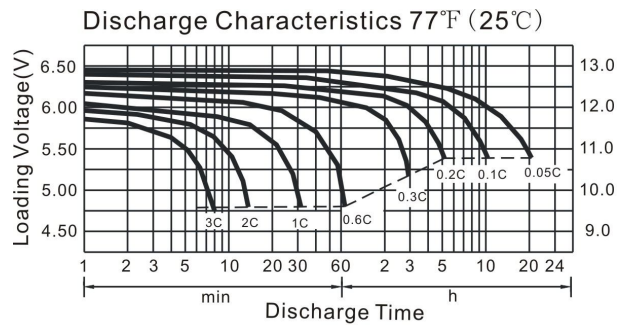


● Specifications

| | | |
|---|---------------------|---------------------|
| Nominal Voltage | | 12V |
| Rated Capacity 77°F(25°C) (10HR) | | 65.0Ah |
| Dimensions (mm/inch) | Length | 355 (13.98) |
| | Width | 167 (6.57) |
| | Height | 179 (7.05) |
| | Total Height | 179 (7.05) |
| Approx. Weight (kg/lbs) | | 20.6 (45.41) |
| Terminal | | T12 |

● Characteristic

| | | |
|---|--|---|
| Capacity 77°F(25°C) | 20HR (3.445A) | 68.9Ah |
| | 10HR (6.500A) | 65.0Ah |
| | 5HR (11.05A) | 55.3Ah |
| | 1HR (35.75A) | 35.8Ah |
| | 15 min rate (113.8A) | 28.4Ah |
| Internal Resistance | Full Charged Battery 77°F(25°C) | Approx. 6mΩ |
| Temperature dependence of capacity (10HR) | 104°F(40°C) | 105% |
| | 77°F(25°C) | 100% |
| | 32°F(0°C) | 85% |
| | -4°F(-20°C) | 60% |
| Self-Discharge 68°F(20°C) (Capacity after) | 3 months | 90% |
| | 6 months | 80% |
| | 12 months | 60% |
| Max. Discharge Current, 77°F(25°C) | | 520A(5s) |
| Floating design life, 77°F(25°C) | | 12 years |
| Constant Voltage Charge, 77°F(25°C) | Cycle | 14.4~14.7V(-24mV/°C) max. current: 16.25 A |
| | Float | 13.6~13.8V(-18mV/°C) |



Constant Current Discharge Characteristics (A), 77°F(25°C)

| F.V/TIME | 5min | 10min | 15min | 30min | 60min | 2H | 3H | 5H | 8H | 10H | 20H |
|------------|-------|-------|-------|-------|-------|-------|-------|-------|------|------|------|
| 1.60V/cell | 221.0 | 143.0 | 113.8 | 65.0 | 37.7 | 23.42 | 17.26 | 11.67 | 7.80 | 6.78 | 3.54 |
| 1.70V/cell | 210.0 | 135.9 | 108.6 | 62.1 | 36.4 | 22.52 | 16.87 | 11.45 | 7.72 | 6.71 | 3.51 |
| 1.75V/cell | 200.2 | 127.4 | 106.7 | 60.8 | 35.8 | 22.10 | 16.54 | 11.25 | 7.56 | 6.60 | 3.48 |
| 1.80V/cell | 187.9 | 117.7 | 104.8 | 59.7 | 35.2 | 21.72 | 16.25 | 11.05 | 7.48 | 6.50 | 3.45 |

Constant Wattage Discharge Characteristics (Watt), 77°F(25°C)

| F.V/TIME | 5min | 10min | 15min | 30min | 60min | 2H | 3H | 5H | 8H | 10H | 20H |
|------------|-------|-------|-------|-------|-------|-------|-------|-------|-------|-------|------|
| 1.60V/cell | 392.3 | 259.8 | 208.5 | 119.7 | 69.8 | 43.72 | 32.51 | 22.17 | 14.95 | 13.22 | 6.92 |
| 1.70V/cell | 376.2 | 249.1 | 200.9 | 115.5 | 67.9 | 42.42 | 32.05 | 21.95 | 14.93 | 13.20 | 6.91 |
| 1.75V/cell | 362.1 | 235.7 | 199.1 | 114.1 | 67.3 | 41.99 | 31.69 | 21.74 | 14.76 | 13.08 | 6.90 |
| 1.80V/cell | 342.8 | 219.6 | 197.3 | 112.9 | 66.8 | 41.63 | 31.41 | 21.55 | 14.70 | 13.00 | 6.89 |