

GFMJ Series

GFMJ-1200 2V1200Ah



GFMJ series gel batteries utilize advanced battery manufacturing technology. It has good cyclic and high-low temperature performance, special electrolyte design and good charge acceptance ability. GFMJ can be used in high-low temperature environment with poor grid condition. It is optimal for pure cyclic solar, wind and energy storage systems.

Benefits

- Very long life according to EUROBAT Classification
- High discharge performance
- High gas recombination efficiency
- Maximum charge efficiency
- GEL state electrolyte prevents leakage and layering
- Low resistance PVC-SiO₂ micro-porous separator ensure Low self-discharge rate
- Easy installation and handling

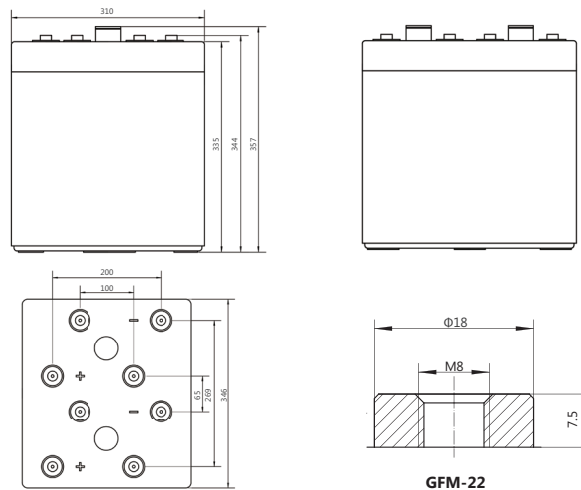
Applications

- Telecommunications
- Power system
- Energy storage
- UPS
- Emergency power

Standards

- IEC 60896-21/22
- IEC61427
- DIN43539-T5
- EUROBAT guide

Drawing



Specifications

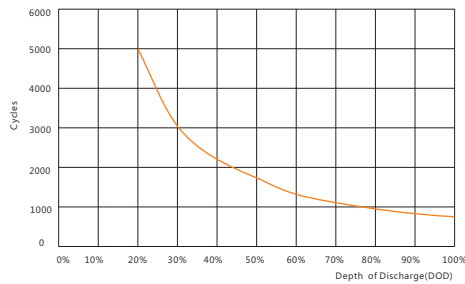
Battery Model	GFMJ-1200			
Design Life (years, 25°C)	18			
Capacity (Ah, 25°C)	10HR (120A, 1.80V)	5HR (210A, 1.80V)	3HR (307A, 1.80V)	1HR(672A, 1.80V)
	1200	1050	921	672
Dimensions (mm)	Length	Width	Height	Total Height
	310	346	335	357
Approx. Weight (kg)	85.5			
Reference Internal Resistance (mΩ)	0.165 (fully charged @ 25°C)			
Maximum Discharge Current (A/3 Sec.)	6624			
Self-Discharge (25°C)	< 2% per month			
Charge Voltage (V/cell, 25°C)	Cycle use		Float use	
	2.33 (-3.5mV/°C/cell), max charge current: 240A		2.22 (-3.5mV/°C/cell)	
Short Circuit Current (A)	9600			

Discharge Data

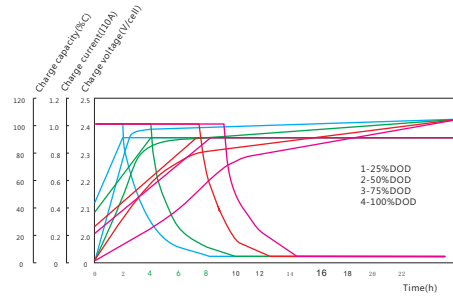
Constant Current Discharge Data (25°C, A)																		
End Voltage (V/cell)	min					h												
	5	10	15	20	30	1	2	3	5	6	8	10	20	24	48	100	120	240
1.65	2040	1860	1728	1560	1212	750	450	330	228	204.0	159.6	135.0	67.8	57.5	29.16	15.0	13.1	6.96
1.70	1920	1770	1560	1362	1140	738	442	326	223	193.2	154.8	127.8	66.6	57.3	29.16	15.0	13.1	6.96
1.75	1800	1674	1488	1314	1104	726	434	322	218	190.2	151.8	125.4	66.0	57.0	29.16	15.0	13.1	6.96
1.80	1680	1590	1374	1212	1020	672	416	307	210	183.0	145.8	120.0	64.8	56.8	29.16	15.0	13.1	6.96
1.85	1440	1374	1254	1134	954	648	392	288	197	171.6	136.8	113.4	61.2	54.5	29.16	15.0	13.1	6.96

Constant Power Discharge Data (25°C, W/cell)																		
End Voltage (V/cell)	min					h												
	5	10	15	20	30	1	2	3	5	6	8	10	20	24	48	100	120	240
1.65	3564	3306	3108	2826	2214	1392	840	624	432	300.6	240	198	101	100	58.3	30.0	26.4	14.0
1.70	3414	3204	2850	2508	2106	1380	834	624	426	291.6	231	191	100	99.3	58.3	30.0	26.4	14.0
1.75	3282	3090	2772	2460	2076	1374	828	618	420	281.4	223	184	99.0	98.1	58.3	30.0	26.4	14.0
1.80	3138	2988	2604	2298	1950	1284	810	594	408	271.2	215	180	96.6	95.4	58.3	30.0	26.4	14.0
1.85	2748	2634	2412	2196	1854	1266	768	564	390	257.4	205	170	91.8	90.1	58.3	30.0	26.4	14.0

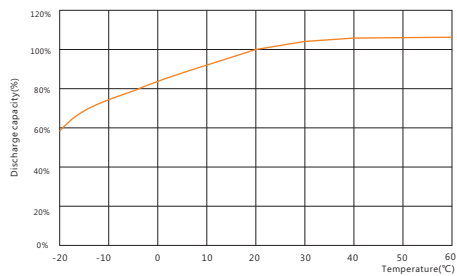
Performance Curve



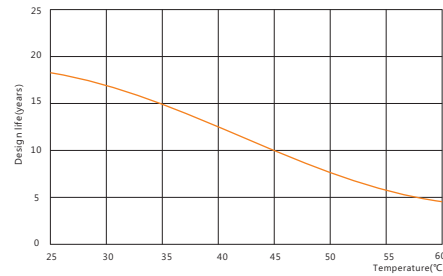
Cycle life vs. discharge depth



Charge vs. discharge depth



Capacity vs. temperature



Design life vs. temperature

Sacred Sun Power Sources Co., Ltd.

No.1 Shengyang Road Qufu City, PRC
sales@sacredsun.cn

Sacred Sun Asia Pacific

No. 15, Yishun Industrial Street 1,
#01-17, WIN5, Singapore 768091
sales.asia@sacredsun.cn

Sacred Sun Europe SPRL

Schoenstraat 96-9140 Temse, Belgium
sales.eu@sacredsun.cn

Sacred Sun MEA FZE

S10122A1019 Jebel Ali, Dubai,
United Arab Emirates
sales.mea@sacredsun.cn