



Solar Series

BSB Solar Series Valve-regulated Lead Acid batteries use particular alloy and material technology design to ensure a excellent performance in various environments, especially high and low temp. BSB Solar series batteries is optimal for storage and conversion of photovoltaic energy and wind energy.

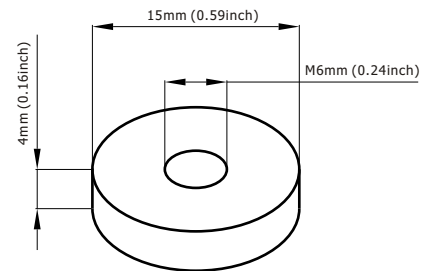
Application

- Photovoltaic system
- Alternative Energy System
- Electric Utility
- Outdoor control Equipment
- Railroad Utility



General Features

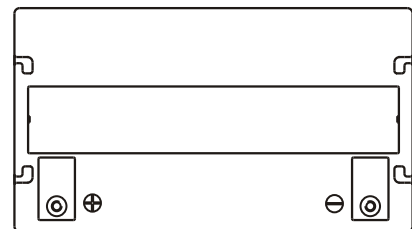

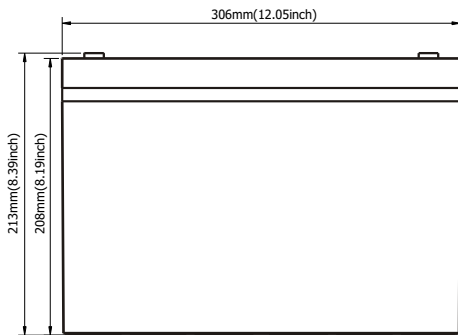
- Sealed and maintenance free operation.
- Non-Spillable construction design.
- ABS containers and covers(UL94HB, UL94V-0) optional.
- Safety valve installation for explosion proof.
- High quality and high reliability.
- Exceptional deep discharge recovery performance.
- Low self discharge characteristic.
- Flexibility design for multiple install positions.



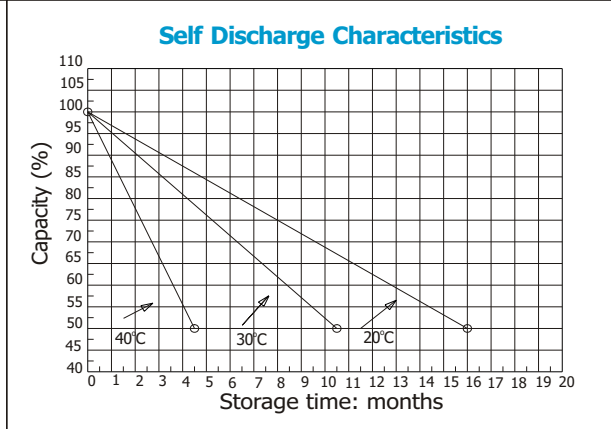
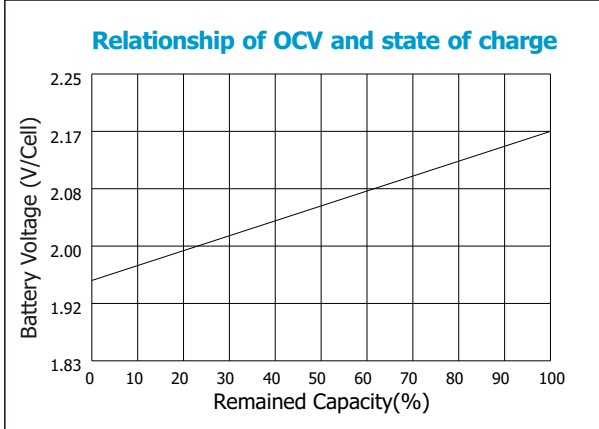
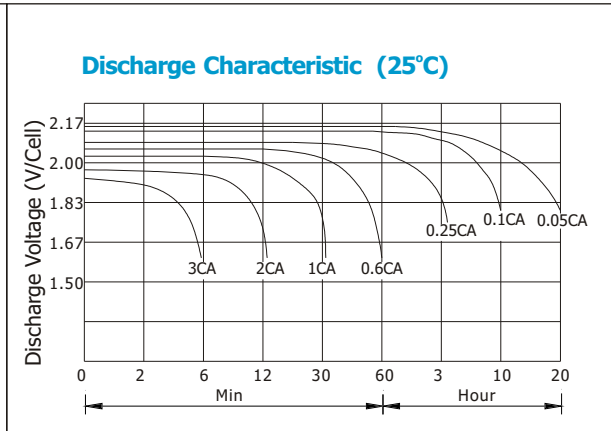
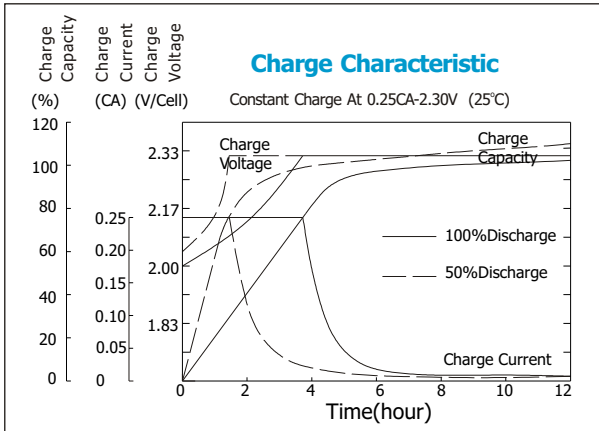
Terminal Dimensions

Construction

- | | | | |
|-----------------|--------------|--------------------|---------------|
| Component | Raw material | Sealant | Epoxy Resin |
| Positive | Lead dioxide | Safety valve | EPDR |
| Negative | Lead | Terminal | Copper |
| Container | ABS | Separator | AGM |
| Cover | ABS | Electrolyte | sulfuric acid |



Battery Model	Solar 12-90			
Designed Floating Life	8 Years			
Capacity(25°C)	20HR(4.6A,1.75V)	10HR(9A,1.75V)	5HR(15.3A,1.75V)	1HR(56.7A,1.75V)
	92AH	90AH	76.5AH	56.7AH
Dimensions	Length	Width	Height	Total Height
	306mm(12.05inch)	169mm(6.65inch)	208mm(8.20inch)	213mm(8.39inch)
Approx. Weight	29Kg (63.95 lbs)			
Internal Resistance	Full charged at 25°C: 0.0052 Ohm			
Self Discharge	3% of capacity declined per month at (25°C)			
Capacity Affected by Temp.(20HR)	40°C	25°C	0°C	-15°C
	102%	100%	85%	65%
Charge Voltage(25°C)	Cycle use		Float use	
	14.4-15V(-30mV/ °C), max. Current: 22.5A		13.6-13.8V(-20mV/ °C)	



Constant current discharge ratings-amperes at 25°C

F.V/Time	5MIN	10MIN	15MIN	30MIN	1HR	3HR	5HR	10HR	20HR
1.60V	315	216	158	94.5	59.4	24.6	17.2	9.54	4.74
1.67V	284	197	153	91.8	59.3	24.5	17.0	9.40	4.73
1.70V	269	190	148	90.0	59.1	24.5	17.0	9.33	4.73
1.75V	239	176	140	88.2	58.5	24.3	16.9	9.17	4.70
1.80V	216	163	133	85.5	57.8	24.2	16.8	9.01	4.54
1.85V	164	134	115	78.7	57.2	24.1	16.6	8.85	4.44

Constant power discharge ratings-watts at 25°C

F.V/Time	5MIN	10MIN	15MIN	30MIN	1HR	3HR	5HR	10HR	20HR
1.60V	519	358	279	178	117	47.2	32.9	19.1	9.49
1.67V	492	354	276	175	113	47.2	32.9	18.8	9.45
1.70V	460	345	272	170	110	47.2	32.9	18.7	9.45
1.75V	428	322	256	166	109	46.4	32.5	18.3	9.41
1.80V	384	300	240	161	107	45.8	32.0	18.0	9.08
1.85V	308	248	210	148	106	45.6	31.5	17.7	8.87

