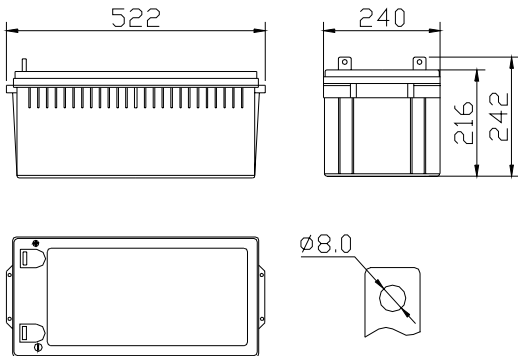




12V200Ah

The battery is constructed by plates, separators, safety valves and container.
 Since the electrolyte is held by a glassmat separator and plates, the battery can use in any direction and position without leakage.

Outer Dimensions



Performance Characteristics

Nominal Voltage	12V
Number of cell	6
Design Life	5 years
Nominal Capacity 77°F(25°C)	
20 hour rate(10A, 10.5V)	200Ah
10 hour rate(18.6A, 10.5V)	186Ah
5 hour rate (34.4A, 10.5V)	172Ah
1 hour rate(130A, 9.6V)	130Ah
Internal Resistance	
Fully Charged battery 77°F(25°C)	3mΩ
Self-Discharge	
3% of capacity declined per month at 20°C(average)	
Operation Temperature Range	
Discharge	-20~60°C
Charge	-10~60°C
Storage	-20~60°C
Max.Discharge Current 77°F(25°C)	2400A(5s)
Short Circuit Current	3000A

Dimensions and Weight

Length (mm / inch).....	522 / 20.55
Width (mm / inch)	240 / 9.45
Height (mm / inch)	216 / 8.50
Total Height (mm / inch).....	242 / 9.53
Approx.Weight(Kg / lbs).....	61.0 / 134.2

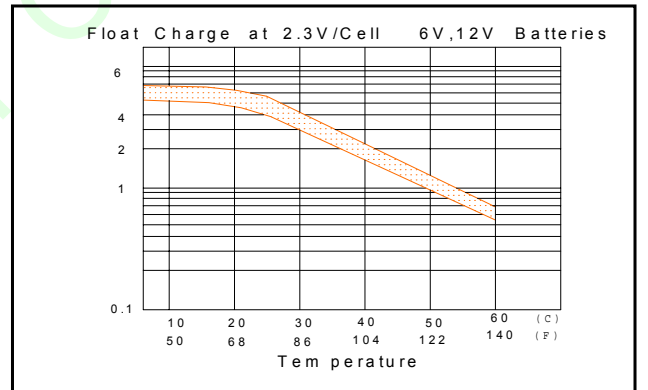
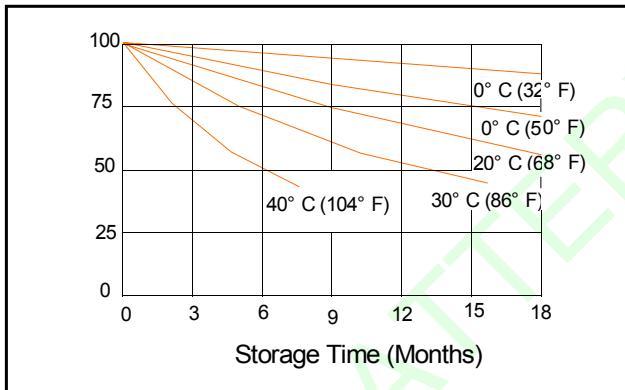
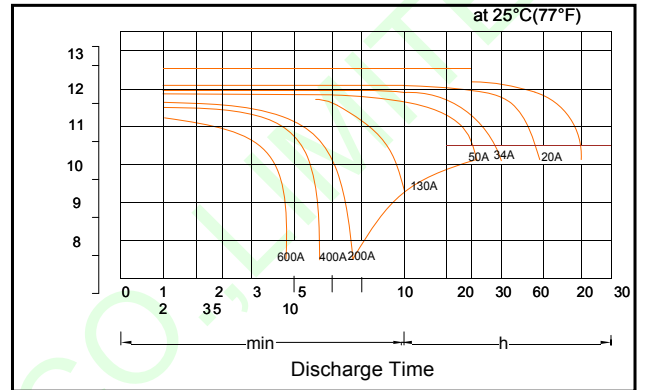
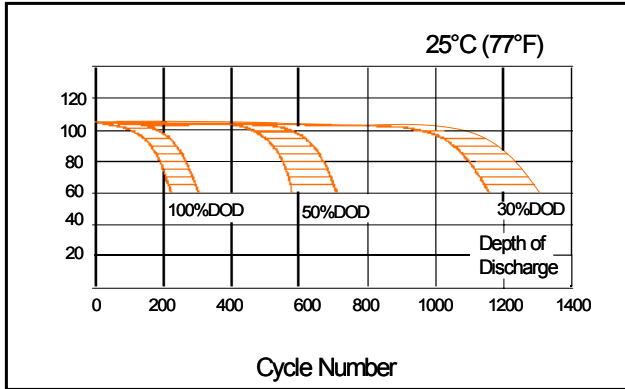
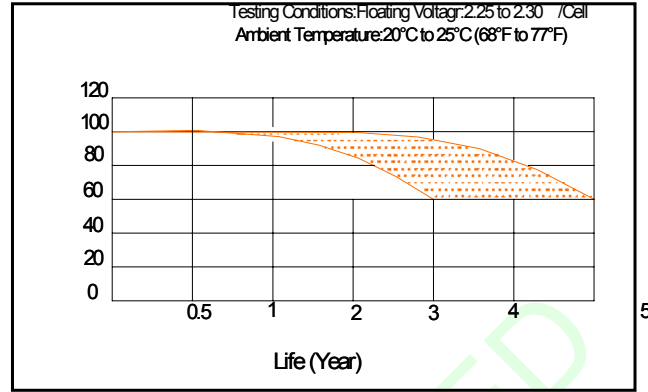
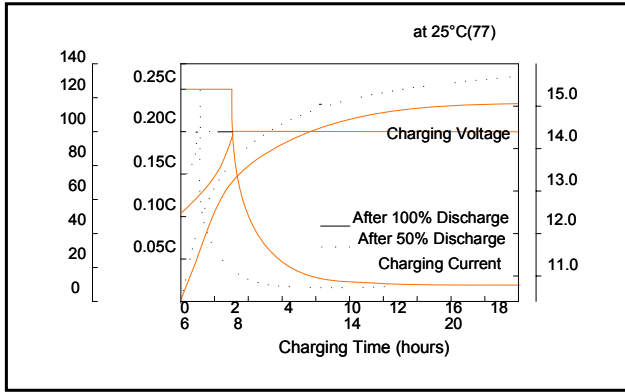
Battery Construction

COMPONENT	Positive plate	Negative plate	Container	Cover	Safety valve	Terminal	Separator	Electrolyte
RAW MATERIAL	Lead dioxide	Lead	ABS	ABS	Rubber	Copper	Fiberglass	Sulfuric acid

Charging Methods

Application	Charging method	Charging Voltage at 25C	Temperature compensation coefficient of charging voltage	Max.charging current	Charging time 25°C(h)		Temp (C)
					100% discharge	50% discharge	
For standby power source	Constant voltage & Constant Current Charging (with current restriction)	13.4-13.8V	-18 mV/C	60A	24	20	0~40 (32~104 F)
For cycle service		14.5-15.0V	-30 mV/C	60A	16	10	

12V200Ah



Discharge Constant Current (Amperes at 77°F/25°C)

F.V/Time	5min	10min	15min	30min	45min	1h	2h	3h	5h	8h	10h	20h
1.60V	700	560	400	231	164	120	70.0	50.5	34.4	22.5	18.8	10.2
1.65V	680	540	380	225	161	118	69.5	50.4	34.1	22.5	18.8	10.2
1.70V	640	500	360	220	160	116	69.1	50.0	34.0	22.4	18.5	10.0
1.75V	560	420	340	208	159	114	68.0	49.5	34.0	22.1	18.5	10.0
1.80V	500	360	320	180	156	110	66.0	48.0	33.6	22.1	18.1	9.81

Discharge Constant Power (Watts/cell at 77°F/25°C)

F.V/Time	5min	10min	15min	30min	45min	1h	2h	3h	5h	8h	10h	20h
1.60V	1275	1021	737	445	312	251	135	97.6	66.4	43.9	36.5	20.0
1.65V	1221	980	696	431	308	245	133	97.1	66.0	43.6	36.4	20.0
1.70V	1164	921	663	411	304	245	132	96.5	65.6	43.6	36.4	19.9
1.75V	1020	779	627	385	300	241	131	95.5	65.6	43.1	36.0	19.5
1.80V	911	700	591	335	296	239	127	92.5	65.1	43.1	35.5	19.1

WBR BATTERY CO., LIMITED
 Add: Bldg 1, DongFangMingZhu Cheng, LongHe Road, LongGang District, Shenzhen, China.
 TEL: +86 28169737
 FAX: +86 28197404
 E-mail: sales@wbr-battery.com
 http://www.wbr-battery.com