



# AGM65-12 (12V65Ah)



AGM65-12 is AGM Deep cycle battery with 10 years floating design life, specially designed for frequent cyclic discharge usage. By using strong grid and specific paste plate, it makes battery have 30% more cyclic life time than standby series. It is applicable for solar energy system, golf cart, electric wheelchair, etc..

## Specification

Cells Per Unit	6
Voltage Per Unit	12
Capacity	65Ah@10hr-rate to 1.75V per cell @25°C
Weight	Approx. 21.0 Kg
Max. Discharge Current	650 A (5 sec)
Internal Resistance	Approx. 6 mΩ
Operating Temperature Range	Discharge: -20°C~60°C Charge: 0°C~50°C Storage: -20°C~60°C
Normal Operating Temperature Range	25°C±5°C
Float charging Voltage	13.6 to 13.8 VDC/unit Average at 25°C
Recommended Maximum Charging Current Limit	19.5A
Equalization and Cycle Service	14.6 to 14.8 VDC/unit Average at 25°C
Self Discharge	Beaut Valve Regulated Lead Acid (VRLA) batteries can be stored for more than 6 months at 25°C. Self-discharge ratio less than 3% per month at 25°C. Please charge batteries before using.
Terminal	Terminal F5/F11
Container Material	A.B.S. (UL94-HB)



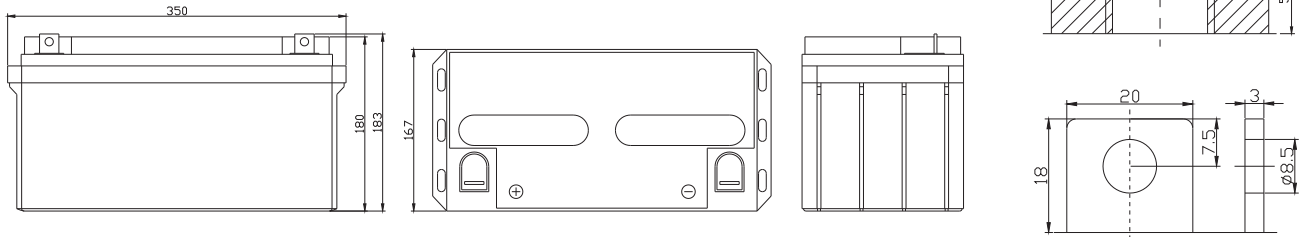
G4M20206-0910-E-16



ISO9001:2000 Certificate

## Dimensions

Unit: mm Dimension: 350(L)×167(W)×180(H)



### Constant Current Discharge Characteristics: A (25°C)

F.V/Time	5MIN	10MIN	15MIN	30MIN	1HR	2HR	3HR	4HR	5HR	8HR	10HR	20HR
9.60V	213.4	157.1	122.5	74.65	41.41	24.76	17.10	14.16	11.92	8.145	6.756	3.605
10.0V	207.3	149.5	120.0	73.36	41.21	24.58	17.03	14.10	11.85	8.079	6.691	3.539
10.2V	201.1	144.2	118.1	72.01	40.83	24.39	16.90	14.03	11.78	8.013	6.626	3.474
10.5V	180.6	133.1	112.5	71.46	40.45	24.20	16.84	13.90	11.64	7.947	6.561	3.408
10.8V	163.0	121.4	103.7	70.24	39.49	23.77	16.38	13.57	11.43	7.814	6.496	3.343
11.1V	139.2	108.5	92.98	65.76	37.52	22.71	15.66	12.92	10.94	7.483	6.301	3.146

### Constant Power Discharge Characteristics: W (25°C)

F.V/Time	5MIN	10MIN	15MIN	30MIN	1HR	2HR	3HR	4HR	5HR	8HR	10HR	20HR
9.6V	2252	1674	1335	837.7	478.5	291.9	203.5	168.8	142.3	97.26	80.73	43.22
10.0V	2207	1622	1314	827.4	477.3	290.3	203.5	168.6	141.9	96.79	80.23	42.47
10.2V	2182	1579	1299	821.6	473.6	288.6	202.7	168.3	141.4	96.16	79.51	41.69
10.5V	1987	1471	1239	815.9	469.4	286.5	201.9	166.7	139.7	95.36	78.73	40.90
10.8V	1809	1356	1145	802.8	460.7	282.8	196.4	162.9	137.2	93.77	77.95	40.11
11.1V	1589	1226	1031	756.1	441.0	272.3	187.9	155.0	131.3	89.80	75.62	37.75

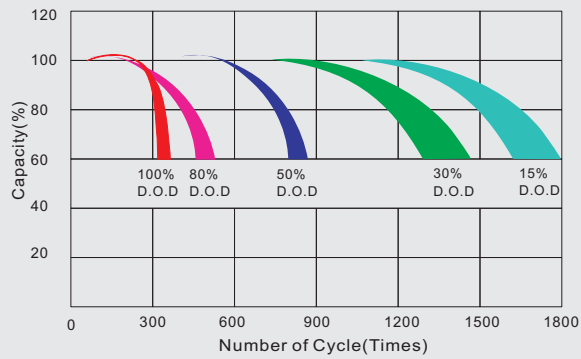
All mentioned values are average values.

# AGM65-12

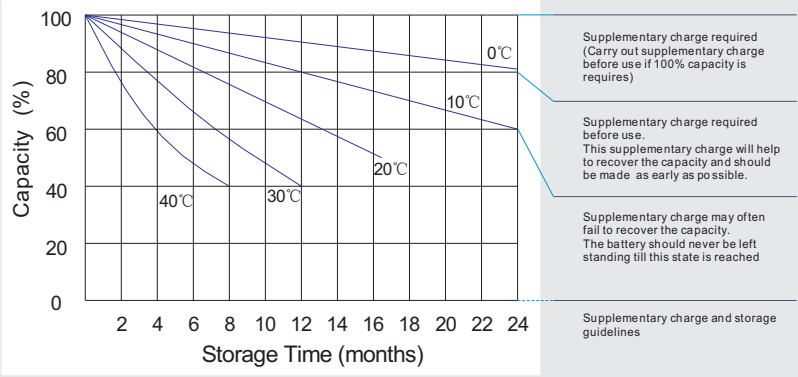
12V65Ah



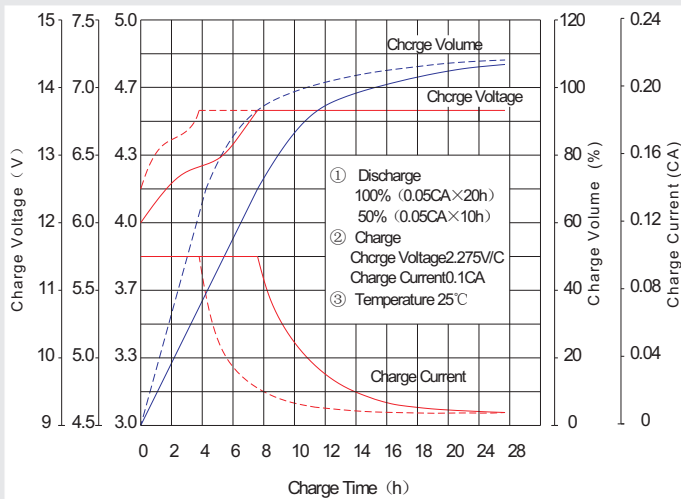
### Life characteristics of cyclic use



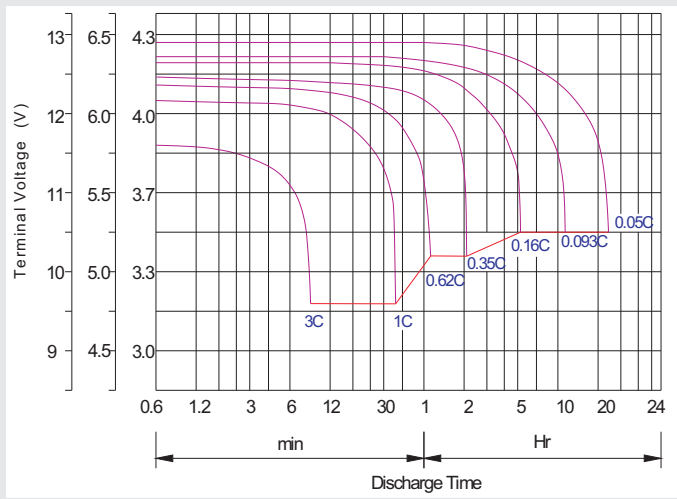
### Storage characteristic



### Charge characteristic curve for cyclic use



### Discharge characteristic curve



### Capacity Factors With Different Temperature

Battery Type		-20°C	-10°C	0°C	5°C	10°C	20°C	25°C	30°C	40°C	45°C
GEL Battery	6V&12V	50%	70%	83%	85%	90%	98%	100%	102%	104%	105%
	2V	60%	75%	85%	88%	92%	99%	100%	103%	105%	106%
AGM Battery	6V&12V	46%	66%	76%	83%	90%	98%	100%	103%	107%	109%
	2V	55%	70%	80%	85%	92%	99%	100%	104%	108%	110%

### Discharge Current VS. Discharge Voltage

Final Discharge Voltage V/cell	1.75V	1.70V	1.60V
Discharge Current (A)	(A) ≤ 0.2C	0.2C < (A) < 1.0C	(A) ≥ 1.0C

### Maintenance & Cautions

<b>Cycle service</b>
※ Avoid battery over discharge, especially battery series connection use.
※ Charged with recommend voltage, ensure battery can be full recharged.
In general, recharge capacity should be 1.1-1.15 times discharge capacity.
※ Effect of temperature on cycle charge voltage: -4mV/°C/Cell.
※ There are a number of factors that will affect the length of cyclic service.
The most significant are depth of discharge, ambient temperature, discharge rate, and the manner in which the battery is recharged.
Generally speaking, the most important factors is depth of discharge.

**Charge the batteries at least once every six months, if they are stored at 25°C.**

### Charging Method:

Constant Voltage	-0.2Cx2h+2.4~2.45V/Cellx24h, Max. Current 0.3CA
Constant Current	-0.2Cx2h+0.1CAx12h
Fast	-0.2Cx2h+0.3CAx4.0h