3FM36G (6V36Ah)

***LONGWAY®** Standard battery is design for a general purpose by KaiYing Power. 3FM36G is a general purpose battery up to 8 years in float service or more than 260 cycles at 100% discharge in cycle service. As with all **LONGWAY®** batteries, all are rechargeable highly efficient, leak proof and maintenance free.*

LONG WAY

ISO 9001:2008 Standard

ISO 14001:2004 Standard

MH46789

Specifications:

Cells per Unit	3
Normal Voltage	6V
Capacity	36Ah@10Hr-rate to 1.80V per cell@25℃
Weight	Approx. (5.4±3%)kg(11.9bs)
Maximum Discharge Current	180A(5sec)
Internal Resistance	Approx. 8mΩ full charged @25℃
Operating Temperature Range	Discharge: -20℃~60℃ Charge: 0℃~50℃ Storage: -20℃~60℃
Nominal Operating Temperature Range	25℃±3℃
Float Charging Voltage	6.75~6.9VDC/unit Average @25℃
Maximum Charging Current	9.0A
Equalization and Cycle Service	7.20V~7.50VDC/unit Average @ 25℃
Self Discharge	LONGWAY Valve Regulated Lead Acid (VRLA) batteries can be stored for more than 6 months at 25℃. Self-discharge ratio less than 3% per month at 25℃. Please charge batteries before using.
Terminal	F2(0.250)/F4
Container Material	ABS(UL94-HB) *Flammability resistance of (UL94-V0) can be available upon request

Dimensions: *L162*W88*H163(TH170)mm*

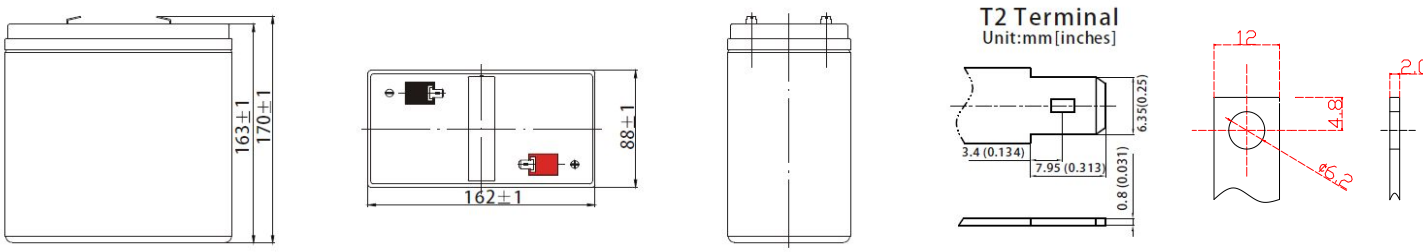

Constant Current Discharge Characteristics (A, 25 ℃)

F.V/TIME	5min	10min	15min	30min	60min	2h	3h	5h	8h	10h	20h
4.80	113	89	69.6	42.3	23.4	14.1	9.79	6.58	4.38	3.65	1.92
4.95	109	86	68.2	41.5	22.9	14.0	9.74	6.54	4.36	3.64	1.91
5.10	107	84	66.8	40.6	22.5	13.9	9.65	6.48	4.35	3.62	1.90
5.25	101	81	64.7	39.3	21.8	13.7	9.55	6.42	4.33	3.61	1.90
5.40	92	79	63.4	38.6	21.3	13.6	9.46	6.35	4.32	3.60	1.89

Constant Power Discharge Characteristics (Watt, 25 ℃)

F.V/TIME	5min	10min	15min	30min	60min	2h	3h	5h	8h	10h	20h
4.80	608	484	386	237	133	81.5	57.6	38.9	26.3	21.8	11.5
4.95	589	469	378	233	131	81.1	57.3	38.7	26.2	21.7	11.5
5.10	577	459	371	228	128	80.2	56.7	38.3	26.1	21.6	11.4
5.25	544	445	359	221	124	79.4	56.2	37.9	26.0	21.6	11.4
5.40	498	432	352	216	122	78.6	55.6	37.5	25.9	21.5	11.3

Trickle (or Float) Service Life

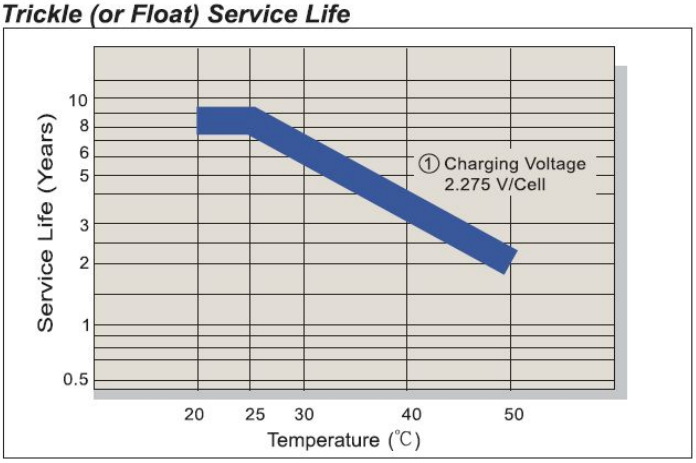

Capacity Retention Characteristic

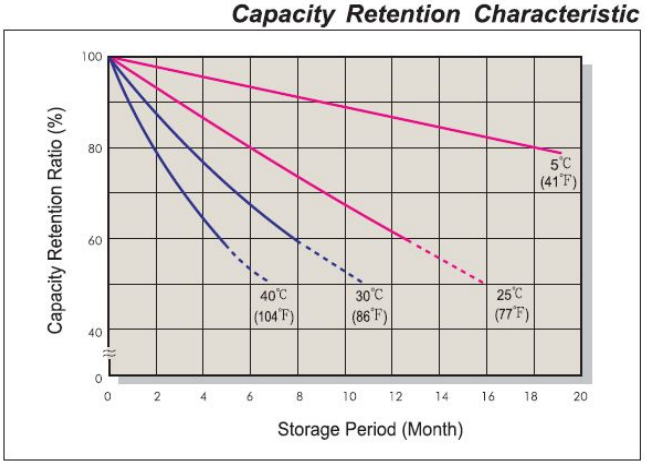

Battery Voltage and Charge Time for Standby use

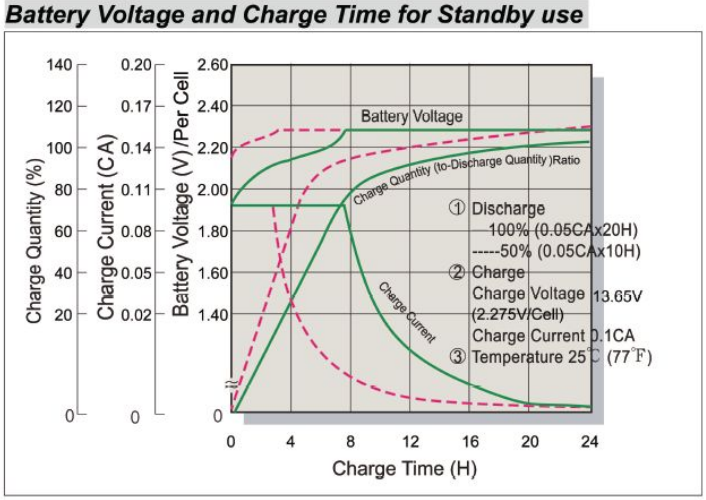

Cycle Service Life

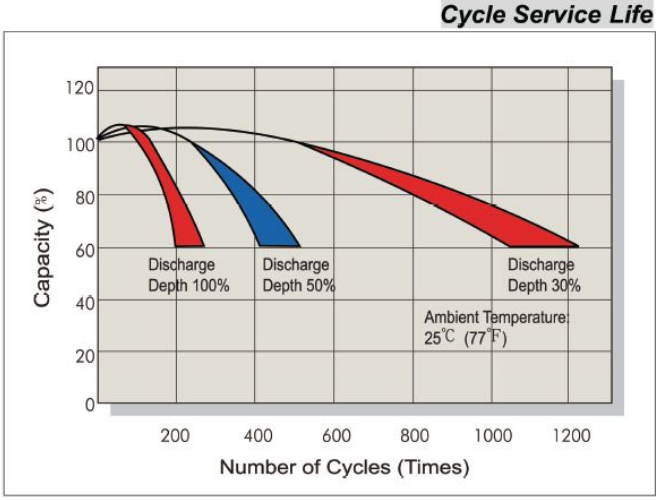

Battery Voltage and Charge Time for Cycle Use

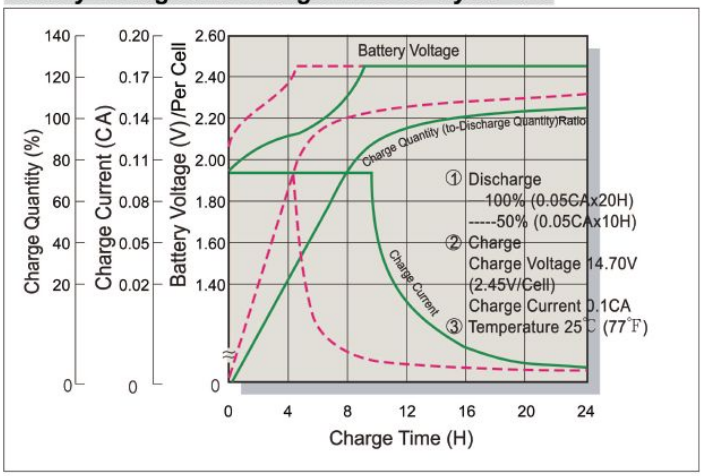

Terminal Voltage (V) and Discharge Time

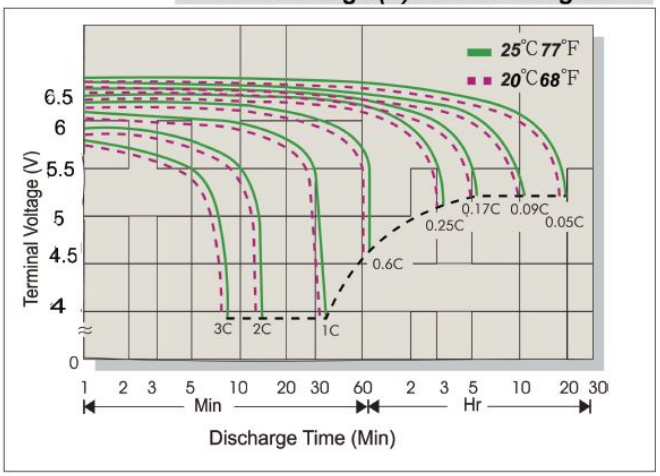

Charging Procedures

Application	Charge Voltage(V/cell)			Max. Charge Current
	Temperature	Set Point	Allowable Range	
Cycle Use	25℃(77℉)	2.45	2.40~2.50	0.3C
Standby	25℃(77℉)	2.275	2.25~2.30	

Discharge Current VS. Discharge Voltage

Final Discharge Voltage V/cell	1.75	1.70	1.65	1.60
Discharge Current (A)	0.2C>(A)	0.2C<(A) <0.5C	0.5C<(A) <1.0C	(A)>1.0C

KaiYing Power Supply & Electrical Equip Co., Ltd.

Address: KaiYing Industrial Park, ChengXiang Town, Anxi, Quanzhou, Fujian China

Tel:86-595-68782266 Fax: 86-0595-68782222

Website: www.longwaybattery.com Email: Sales@longwaybattery.com