6FM200G/MFY (12V200Ah)

***LONGWAY®** Standard battery is design for a general purpose by KaiYing Power. 6FM200G/E is a general purpose battery up to 8 years in float service or more than 260 cycles at 100% discharge in cycle service. As with all **LONGWAY®** batteries, all are rechargeable highly efficient, leak proof and maintenance free.*

LONG WAY

ISO 9001:2008 Standard

ISO 14001:2004 Standard

MH46789

Specifications:

Cells per Unit	6
Normal Voltage	12V
Capacity	200Ah@20Hr-rate to 1.80V per cell@25℃
Weight	Approx.(553.50±3% kg) (123.46lbs)
Maximum Discharge Current	2000A(5sec)
Internal Resistance	Approx. 4.2mΩ full charged @25℃
Operating Temperature Range	Discharge: -20℃~60℃ Charge: 0℃~50℃ Storage: -20℃~60℃
Nominal Operating Temperature Range	25℃±3℃(77℉±5℉)
Float Charging Voltage	13.7~13.9VDC/unit Average @25℃
Maximum Charging Current	50A
Equalization and Cycle Service	14.4V~15.0VDC/unit Average @ 25℃
Self Discharge	LONGWAY Valve Regulated Lead Acid (VRLA) batteries can be stored for more than 6 months at 25℃. Self-discharge ratio less than 3% per month at 25℃. Please charge batteries before using.
Terminal	Terminal F13/F19
Container Material	ABS(UL94-HB) *Flammability resistance of (UL94-V0) can be available upon request

Dimensions: *L522*W240*H219(TH224)*

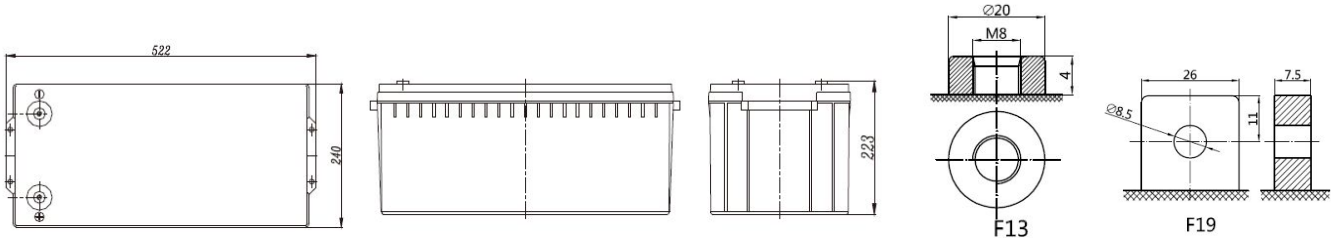

Constant Current Discharge Characteristics (A, 25℃)

F.V/TIME	5min	10min	15min	30min	60min	2h	3h	5h	8h	10h	20h
9.60	566	467	367	223.3	123.5	74.2	55.9	35.9	23.14	19.29	10.12
9.90	549	453	360	218.8	121.0	73.9	55.7	35.7	23.03	19.19	10.07
10.2	538	444	352	214.3	118.6	73.2	55.1	35.3	22.94	19.11	10.03
10.5	507	430	341	207.6	114.9	72.4	54.5	35.0	22.87	19.06	10.00
10.8	464	417	335	203.6	112.6	71.7	54.0	34.6	22.80	19.00	9.98

Constant Power Discharge Characteristics (Watt, 25℃)

F.V/TIME	5min	10min	15min	30min	60min	2h	3h	5h	8h	10h	20h
9.60	6115	5104	4075	2505	1408	860	658	424	277.7	230.3	121.5
9.90	5932	4951	3950	2455	1380	856	654	422	276.3	229.1	120.9
10.2	5809	4849	3869	2405	1352	847	648	418	275.2	228.2	120.4
10.5	5473	4696	3748	2330	1309	839	641	414	274.4	227.5	120.1
10.8	5014	4558	3676	2284	1284	830	635	409	273.6	226.9	119.7

Trickle (or Float) Service Life

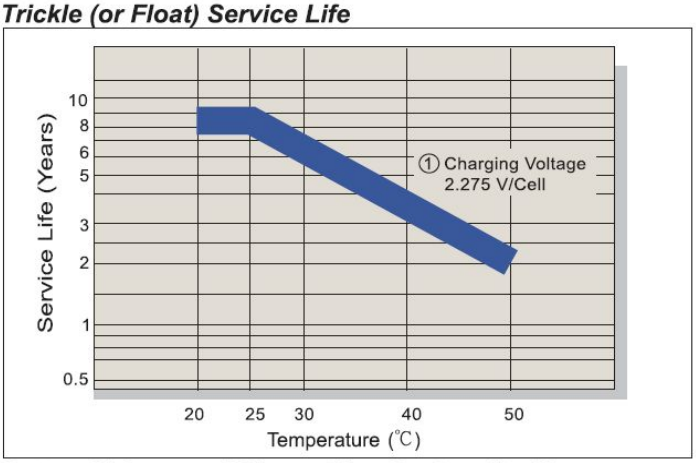

Capacity Retention Characteristic

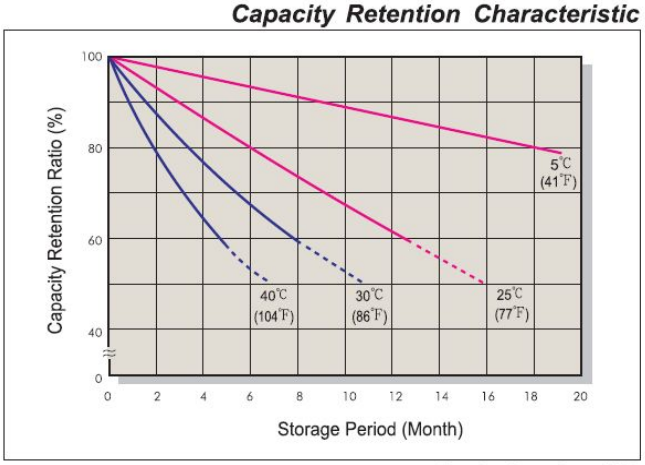

Battery Voltage and Charge Time for Standby Use

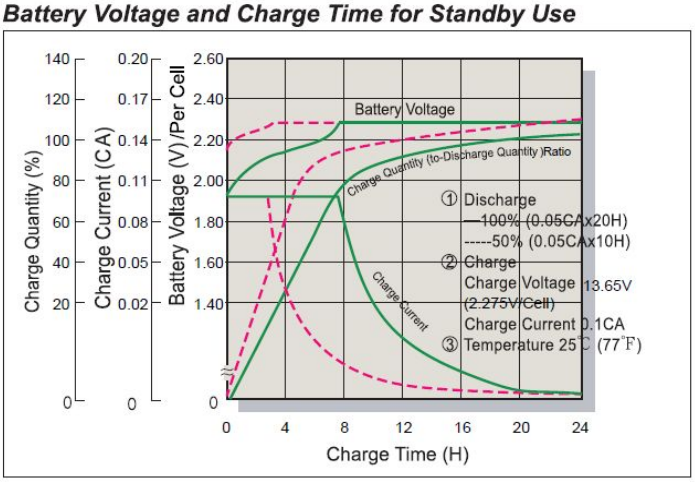

Cycle Service Life

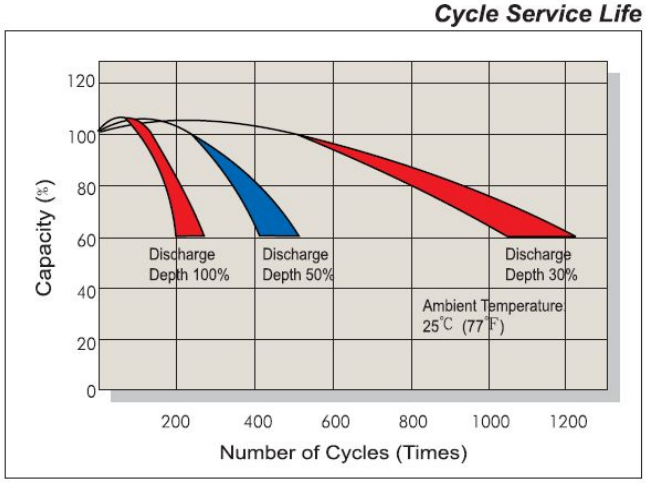

Battery Voltage and Charge Time for Cycle Use

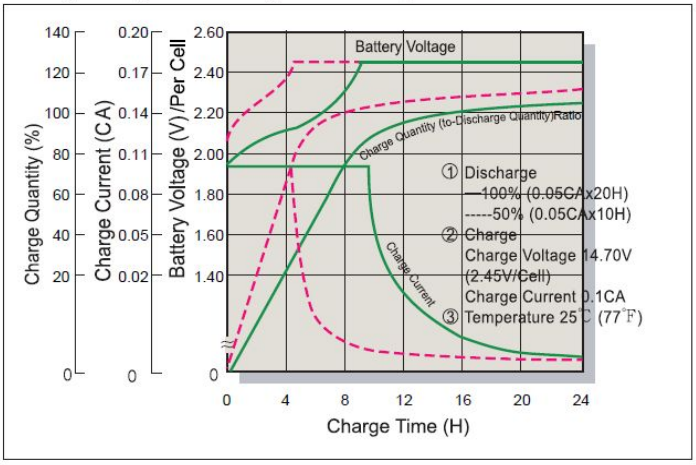

Terminal Voltage (V) and Discharge Time

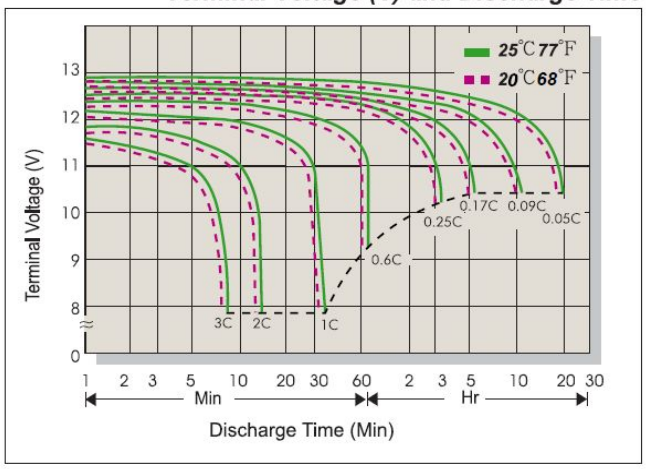

Charging Procedures

Application	Charge Voltage(V/cell)			Max. Charge Current
	Temperature	Set Point	Allowable Range	
Cycle Use	25℃(77℉)	2.45	2.40~2.50	0.25C
Standby	25℃(77℉)	2.275	2.25~2.30	

Discharge Current VS. Discharge Voltage

Final Discharge Voltage V/cell	1.75	1.70	1.65	1.60
Discharge Current (A)	0.2C>(A)	0.2C<(A) <0.5C	0.5C<(A) <1.0C	(A)>1.0C

KaiYing Power Supply & Electrical Equip Co., Ltd.

Address: KaiYing Industrial Park, ChengXiang Town, Anxi, Quanzhou, Fujian China

Tel:86-595-68782266 Fax: 86-0595-68782222

Website: www.longwaybattery.com Email: Sales@longwaybattery.com