



FM200G (2V200Ah)

LONGWAY® FM200G is a long service life battery up to 15 years expected life under normal float charge. As with all LONGWAY® batteries, all are rechargeable highly efficient, leak proof and maintenance free.



ISO 9001:2008 Standard



ISO 14001:2004 Standard



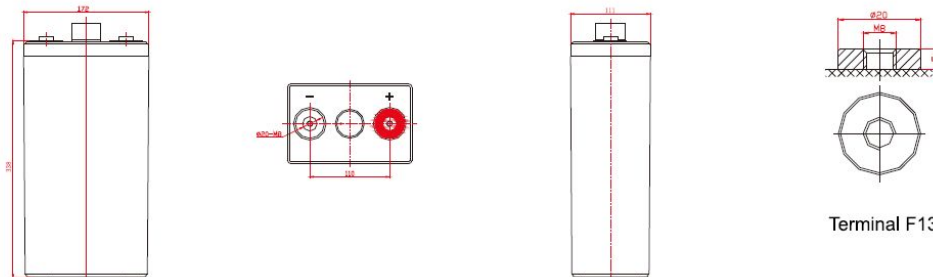
MH46789



Specifications:

Cells per Unit	1
Normal Voltage	2V
Capacity	200Ah@10Hr-rate to 1.80V per cell@25°C
Weight	Approx. (13.3±3%k)(29.32lbs)
Maximum Discharge Current	1000A(5sec)
Internal Resistance	Approx. 0.8mΩ full charged @25°C
Operating Temperature Range	Discharge: -20°C~60°C Charge: 0°C~50°C Storage: -20°C~60°C
Nominal Operating Temperature Range	25°C±3°C
Float Charging Voltage	2.25~2.30VDC/unit Average @25°C
Maximum Charging Current	40A
Equalization and Cycle Service	2.40V~2.45VDC/unit Average @ 25°C
Self Discharge	LONGWAY Valve Regulated Lead Acid (VRLA) batteries can be stored for more than 6 months at 25°C. Self-discharge ratio less than 3% per month at 25°C. Please charge batteries before using.
Terminal	Thread insert & Bolt (F13)
Container Material	ABS(UL94-HB) *Flammability resistance of (UL94-V0) can be available upon request

Dimensions: L172*W111*H338(TH365)mm



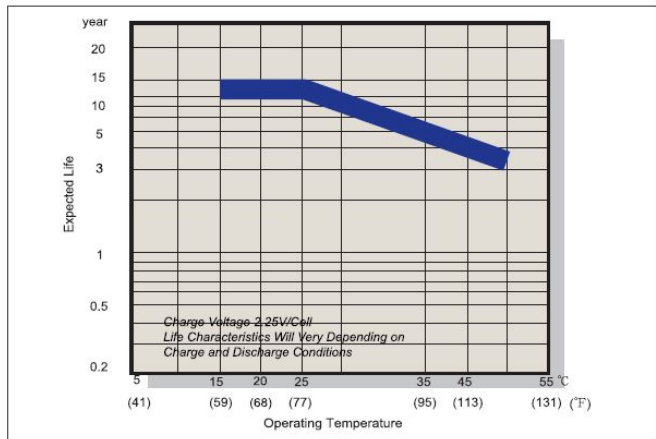
Constant Current Discharge Characteristics (A, 25 °C)

F.V/TIME	15min	30min	60min	2h	3h	5h	8h	10h	20h	24h
1.60	271	211	131	79	58	38	27	20	10.7	9.3
1.65	252	196	122	79	58	37	27	20	10.6	9.2
1.70	260	203	126	78	58	37	27	20	10.6	9.2
1.75	252	196	122	78	58	37	27	20	10.5	9.1
1.80	247	192	119	76	56	36	26	20	10.5	9.1

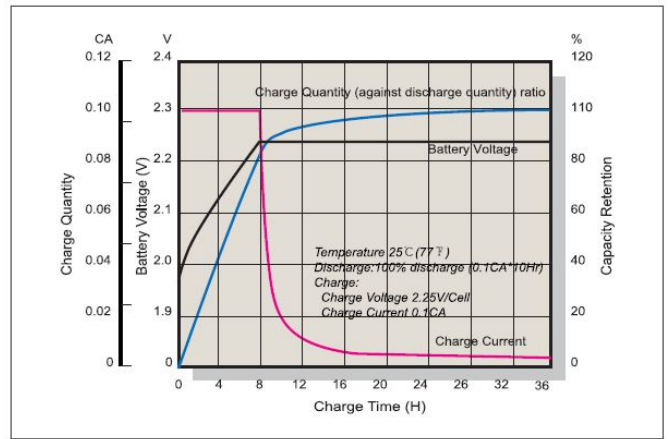
Constant Power Discharge Characteristics (Watt, 25 °C)

F.V/TIME	15min	30min	60min	2h	3h	5h	8h	10h	20h	24h
1.60	488	390	251	146	115	75	55	41	21	18.5
1.65	454	363	233	145	115	74	54	41	21	18.5
1.70	468	375	241	144	114	74	54	40	21	18.3
1.75	454	363	233	144	114	74	54	40	21	18.3
1.80	445	356	229	141	111	72	53	40	21	18.2

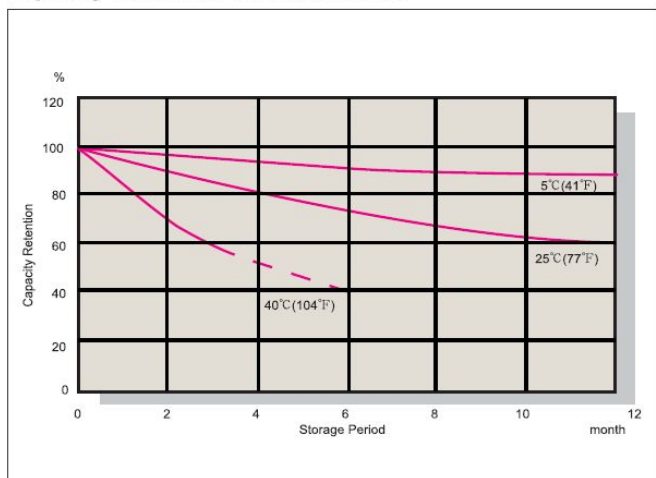
Expected Life V.S Operating Temperature



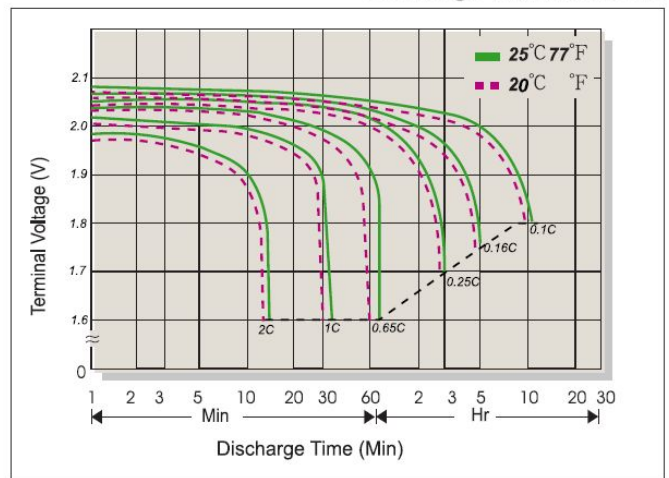
Typical Constant Voltage Charge Characteristics



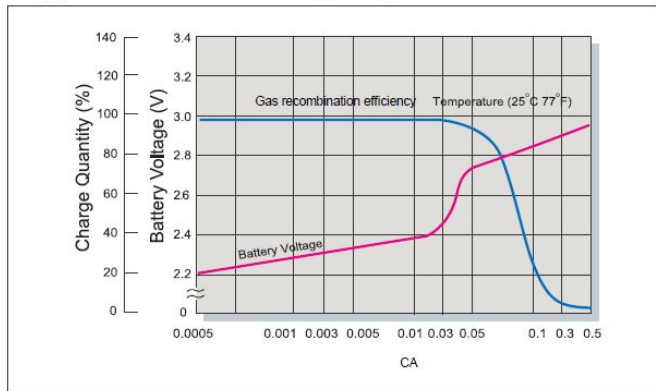
Capacity Retention Characteristics



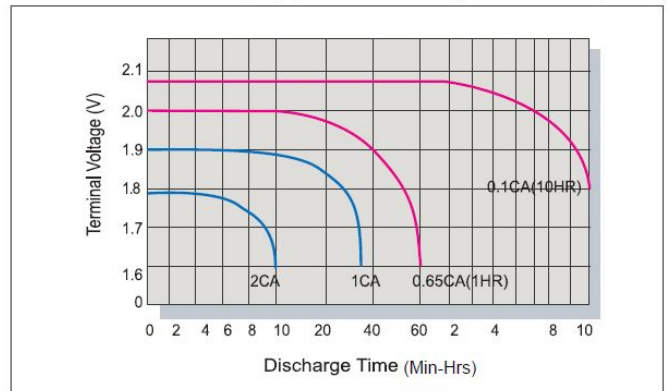
Discharge Characteristics



Oxygen Recombination Efficiency Chart



Terminal Voltage (V) and Discharge Time 25°C (77°F)



Charging Procedures

Application	Charge Voltage(V/cell)			Max. Charge Current
	Temperature	Set Point	Allowable Range	
Cycle Use	25°C(77°F)	2.45	2.40~2.50	0.2C
Standby	25°C(77°F)	2.25	2.25~2.30	

Discharge Current VS. Discharge Voltage

Final Discharge Voltage V/cell	1.80	1.75	1.70	1.60
Discharge Current (A)	0.1C≥(A)	0.1C<(A)	0.2C<(A)	(A)>0.4C
		<0.2C	<0.4C	

KaiYing Power Supply & Electrical Equip Co., Ltd.

Address: KaiYing Industrial Park, ChengXiang Town, Anxi, Quanzhou, Fujian China

Tel:86-595-68782266 Fax: 86-0595-68782222

Website: www.longwaybattery.com Email: Sales@longwaybattery.com