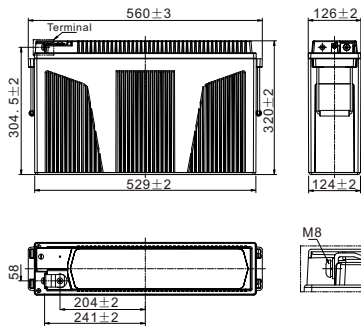


Applications

- ◆ Tele-communication central station
- ◆ Power system communication, military communication, etc.
- ◆ Network communication including: data transmission, television signal transmission, etc.
- ◆ Uninterruptable Power System (UPS for Telecom)



Specification

| | | |
|----------------------------------|---|-------------------|
| Nominal Voltage | 12V | |
| Nominal Capacity(10HR) | 200Ah | |
| Dimension | Length | 560mm (22.05 in.) |
| | Width | 126mm (4.96 in.) |
| | Container Height | 320mm (12.60 in.) |
| | Total Height (with Terminal) | 320mm (12.60 in.) |
| Approx Weight | 59.5 Kg (131.18 lbs) | |
| Terminal | M8 | |
| Container Material | ABS(High Temperature Resistant Material) | |
| Rated Capacity(35°C) | C20(10.5A, 1.80V/cell) | 210.0 Ah |
| | C10(20.0A, 1.80V/cell) | 200.0 Ah |
| | C5(35.0A, 1.75V/cell) | 175.0 Ah |
| | C3(53.0A, 1.75V/cell) | 159.0 Ah |
| | C1(128.0A, 1.67V/cell) | 128.0 Ah |
| Max. Discharge Current | 1600A (5s) | |
| Internal Resistance | Approx 6mΩ | |
| Operating Temp.Range | The battery could use at -40°C~+65°C and extreme temperature can be up to 80°C. | |
| Cycle Use (35°C) | Charging Current | ≤50A |
| | Charging Voltage | 14.1V~14.4V |
| Standby Use (35°C) | Charging Current | ≤50A |
| | Charging Voltage | 13.5V |
| | Temp. Coefficient | -3mV/cell/°C |
| Capacity affected by Temperature | 40°C (104°F) | 103% |
| | 35°C (95°F) | 100% |
| | 0°C (32°F) | 79% |
| Monthly Self Discharge | ≤3% per month at 25°C | |

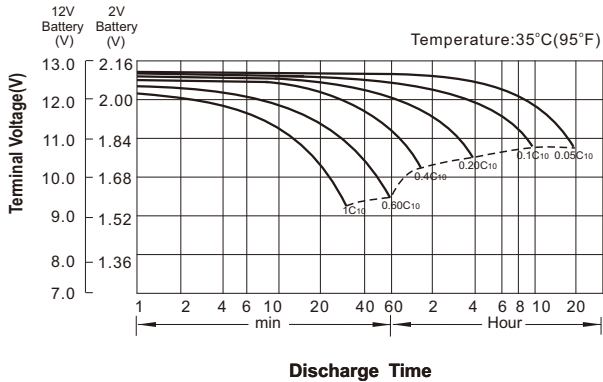
Constant Current Discharge (Amperes) at 35 °C (95°F)

| F. V/Time | 10min | 15min | 20min | 30min | 45min | 1h | 2h | 3h | 4h | 5h | 6h | 8h | 10h | 20h |
|------------|-------|-------|-------|-------|-------|-------|------|------|------|------|------|------|------|------|
| 1.85V/cell | 310.7 | 258.8 | 217.5 | 167.2 | 124.7 | 105.4 | 63.3 | 47.7 | 38.0 | 31.8 | 27.6 | 22.4 | 18.7 | 10.0 |
| 1.80V/cell | 366.4 | 301.0 | 250.6 | 189.0 | 139.5 | 116.6 | 68.8 | 51.6 | 41.0 | 34.2 | 29.6 | 24.0 | 20.0 | 10.5 |
| 1.75V/cell | 392.9 | 318.4 | 263.0 | 197.5 | 145.2 | 120.9 | 70.9 | 53.0 | 42.0 | 35.0 | 30.2 | 24.4 | 20.3 | 10.7 |
| 1.70V/cell | 419.1 | 336.5 | 276.7 | 206.2 | 150.7 | 125.4 | 73.2 | 54.6 | 43.1 | 35.8 | 30.9 | 24.9 | 20.6 | 10.9 |
| 1.67V/cell | 434.4 | 347.1 | 284.5 | 211.4 | 154.0 | 128.0 | 74.4 | 55.4 | 43.7 | 36.2 | 31.2 | 25.1 | 20.8 | 11.0 |
| 1.60V/cell | 470.0 | 372.0 | 303.0 | 223.4 | 162.0 | 134.2 | 77.5 | 57.4 | 45.1 | 37.4 | 32.1 | 25.7 | 21.3 | 11.1 |

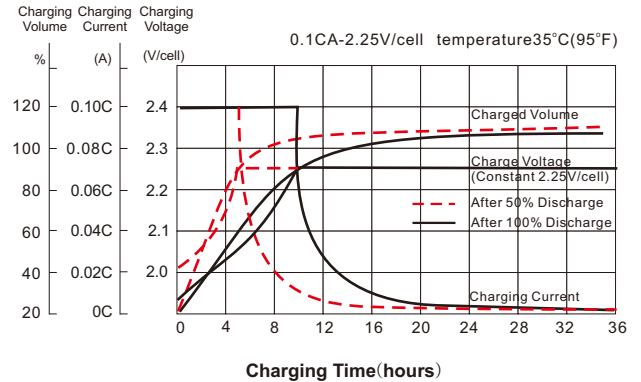
Constant Power Discharge (Watts/cell) at 35 °C (95°F)

| F. V/Time | 10min | 15min | 20min | 30min | 45min | 1h | 2h | 3h | 4h | 5h | 6h | 8h | 10h | 20h |
|------------|-------|-------|-------|-------|-------|-------|-------|-------|------|------|------|------|------|------|
| 1.85V/cell | 594.8 | 497.2 | 419.0 | 323.1 | 241.9 | 204.8 | 123.6 | 93.5 | 74.7 | 62.5 | 54.4 | 44.3 | 37.1 | 20.0 |
| 1.80V/cell | 692.9 | 572.2 | 478.2 | 362.2 | 268.5 | 225.2 | 133.8 | 100.8 | 80.2 | 67.2 | 58.2 | 47.3 | 39.5 | 20.9 |
| 1.75V/cell | 734.0 | 599.0 | 496.9 | 375.4 | 277.2 | 231.8 | 137.2 | 103.0 | 81.9 | 68.5 | 59.2 | 48.1 | 40.1 | 21.3 |
| 1.70V/cell | 772.6 | 625.9 | 517.7 | 388.4 | 285.5 | 238.7 | 140.8 | 105.6 | 83.7 | 69.8 | 60.4 | 48.8 | 40.6 | 21.6 |
| 1.67V/cell | 794.6 | 647.3 | 529.0 | 396.0 | 290.5 | 242.5 | 142.7 | 106.9 | 84.7 | 70.6 | 61.0 | 49.3 | 40.9 | 21.7 |
| 1.60V/cell | 842.3 | 675.3 | 554.5 | 413.0 | 302.2 | 251.9 | 147.5 | 110.2 | 87.0 | 72.4 | 62.4 | 50.3 | 41.7 | 22.1 |

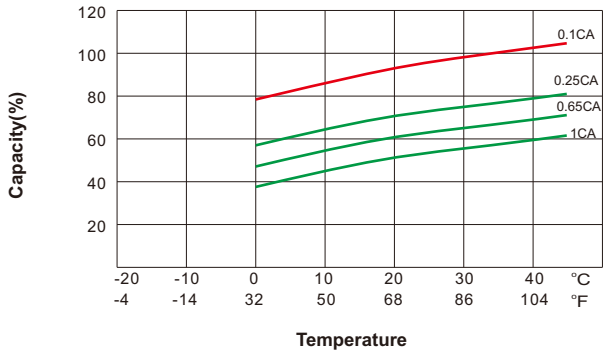
Discharge Characteristics



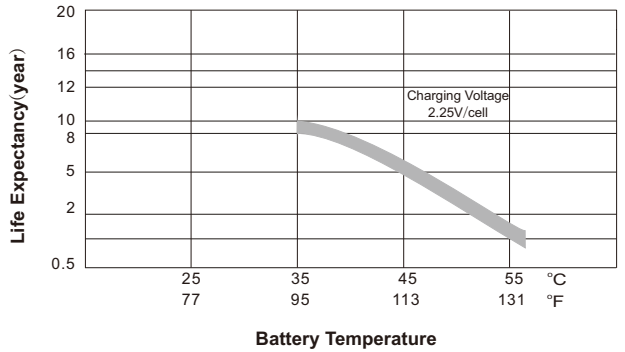
Float Charging Characteristics



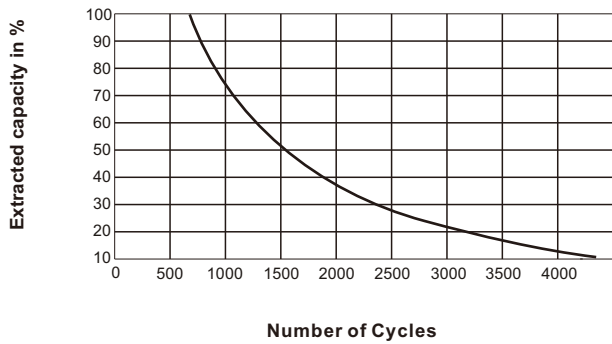
Temperature Effects in Relation to Battery Capacity



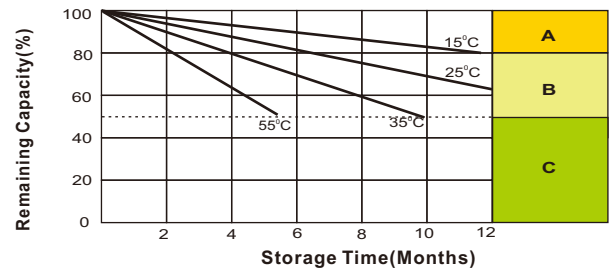
Effect of Temperature on Long Term Float Life



Cycle Life in Relation to Depth of Discharge



Self Discharge Characteristics



- A** No supplementary charge required (Carry out supplementary charge before use if 100% capacity is required.)
- B** Supplementary charge required before use. Optional charging way as below:
 1. Charged for above 3 days at limited current 0.25CA and constant voltage 2.25V/cell.
 2. Charged for above 20 hours at limited current 0.25CA and constant voltage 2.45V/cell.
 3. Charged for 8-10 hours at limited current 0.05CA.
- C** Supplementary charge may often fail to recover the capacity. The battery should never be left standing till this is reached.

Sales Office

China sales office:
 Add: 5th Floor, Xinbaohui Bldg., Nanhai Blvd.,
 Nanshan, Shenzhen, China. 518052
 Tel: +86-755-86036060 (100 lines)
 Fax: +86-755-26067269
 E-mail: export@leoch.com
 Http://www.leoch.com

HongKong sales office:
 Workshop C, 33/F, TML Tower,
 No. 3 Hoi Shing Road, Tsuen Wan,
 New Territories, Hong Kong
 Tel: +852 35786666
 Fax: +852 21170016
 E-mail: sales.hk@leoch.com

Singapore sales office:
 Add: No. 1 Tech Park Crescent,
 Singapore 638131
 Tel: +65 68636078
 Fax: +65 68636079
 Email sales.sg@leoch.com
 Http://www.leoch.com

North America sales office:
 Add: 19751 Descartes, Unit A,
 Foothill Ranch, CA 92610, USA
 Tel: 949-588-5853
 Fax: 949-588-5966
 E-mail: sales@leoch.us
 Http://www.leoch.us

Europe sales office:
 Add: 1 Deligiorgi St., 121 31 Athens Greece
 Tel.: +30 210 5760318
 E-mail: Elia.mitropoulou@leoch.com
 Http://www.leoch.com