

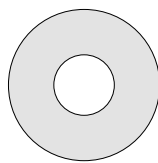
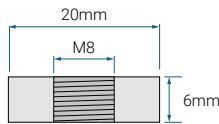
PG-2V1300

2V 1280 AH @20-hr.
2V 1200 AH @10-hr.

Rechargeable Sealed Lead Acid Battery
PG 2V – High Capacity Long Life Series

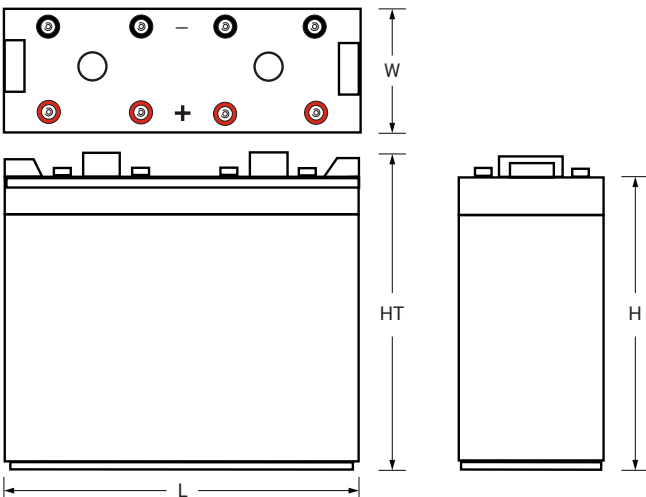
TERMINALS: (mm)

T11: Threaded insert with
8mm stud fastener



Torque: 11.0~14.7 Nxm

DIMENSIONS: inch (mm)



L: 18.70 (475) W: 6.88 (175) H: 12.91 (328) HT: 13.77 (350)

Tolerances are +/- 0.04 in. (+/- 1mm) and +/- 0.08 in. (+/- 2mm) for height dimensions.
All data subject to change without notice.

CORPORATE HEADQUARTERS (USA AND INTERNATIONAL EXCLUDING EMEA)

Power-Sonic Corporation
7550 Panasonic Way, San Diego,
California 92154
T: +1 (619) 661 2020
F: +1 (619) 661 3650
E: customer-service@power-sonic.com

POWER-SONIC EUROPE LIMITED (EMEA – EUROPE, MIDDLE EAST AND AFRICA)

3 Buckingham Square,
Hurricane Way, Wickford,
Essex SS11 8YQ
T: +44 (0)1268 560686
F: +44 (0)1268 560902
E: salesEMEA@power-sonic.com

FEATURES

- Absorbent Glass Mat (AGM) technology for superior performance
- Wide capacity range ideal for large capacity off-grid systems
- Superb high-rate discharge characteristics ensures reliable performance in UPS and telecom applications
- Proven valve regulated technology that guarantees safe operation without maintenance
- Rugged impact resistant ABS case and cover (available to UL94:V-0)
- Thick plate design and efficient gas recombination yield a design life of up to 15 years
- Excellent recovery from over discharge situations

APPROVALS

- Approved for transport by air. D.O.T., I.A.T.A., F.A.A. and C.A.B. certified
- U.L recognized
- ISO9001:2015 – Quality management systems

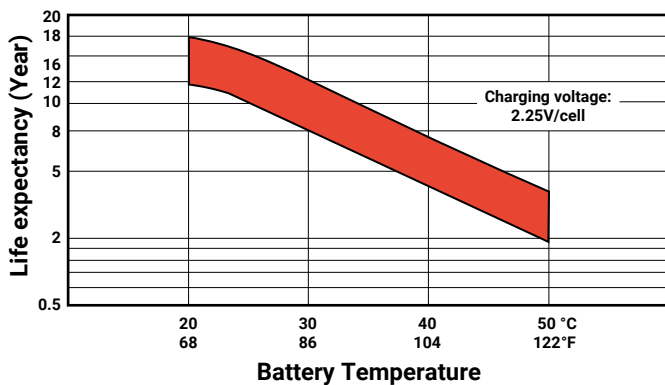
PERFORMANCE SPECIFICATIONS

Nominal Voltage	2 volts (1 cell)
Nominal Capacity	
20-hr. (64.0A to 1.80 volts)	1280.0 AH
10-hr. (120.0A to 1.80 volts)	1200.0 AH
5-hr. (213.0A to 1.75 volts)	1065.0 AH
1-hr. (720.0A to 1.60 volts)	720.0 AH
Approximate Weight	145.0 lbs. (65.8 kg)
Internal Resistance (approx.)	0.4 milliohms
Shelf Life (% of nominal capacity at 68°F (20°C))	
1 Month	97%
3 Month	91%
6 Month	83%
Operating Temperature Range	
Charge	5°F (-15°C) to 122°F (50°C)
Discharge	-4°F (-20°C) to 140°F (60°C)
Case	ABS Plastic

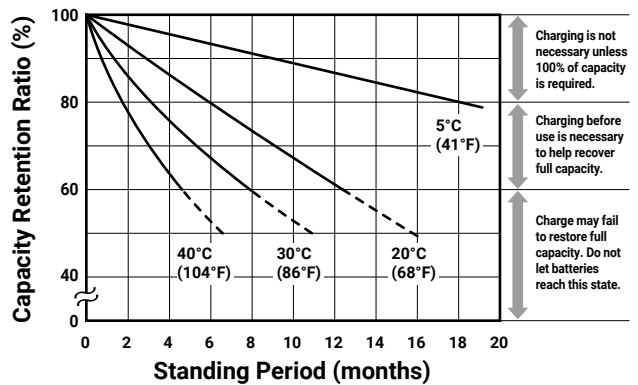
PG-2V1300 2V 1280 AH @ 20-hr.
2V 1200 AH @ 10-hr.

Rechargeable Sealed Lead Acid Battery
PG 2V – High Capacity Long Life Series

CYCLE LIFE IN RELATION TO DEPTH OF DISCHARGE



GENERAL RELATION OF CAPACITY VS. STORAGE TIME



CHARGING

Cycle Applications: Apply constant voltage charge at 2.35v/c – 2.45v/c (14.1 – 14.7v for 12v Monobloc) at 20°C. Initial charging current should be set at less than 0.25C Amps. Switch to float charge to avoid overcharging.

“Float” or “Stand-By” Service: Apply constant voltage charge of 2.25v/c – 2.30v/c (13.5 to 13.8 volts for 12v Monobloc) at 20°C. When held at this voltage, the battery will seek its own current level and maintain itself in a fully charged condition.

Temperature Compensation: Charging Voltage for both Cyclic and Standby applications should be regulated in relation to ambient temperature. As temperature rises charging voltage should be reduced to prevent overcharge and increased as temperature falls to avoid undercharge.

For further charging information including temperature compensation factors, see Power Sonic Technical Manual/ Power Sonic Charger specifications.

APPLICATIONS

A whole range of CYCLIC applications including but not limited to:

- Telecommunications
- UPS
- Wind
- Emergency Lighting
- Solar
- Utility

CORPORATE HEADQUARTERS
(USA AND INTERNATIONAL EXCLUDING EMEA)

Power-Sonic Corporation
7550 Panasonic Way, San Diego,
California 92154
T: +1 (619) 661 2020
F: +1 (619) 661 3650
E: customer-service@power-sonic.com

POWER-SONIC EUROPE LIMITED
(EMEA – EUROPE, MIDDLE EAST AND AFRICA)

3 Buckingham Square,
Hurricane Way, Wickford,
Essex SS11 8YQ
T: +44 (0)1268 560686
F: +44 (0)1268 560902
E: salesEMEA@power-sonic.com

CHARGERS

Power Sonic offers a wide range of chargers suitable for batteries with a variety of capacities.

Please refer to our website for more information on our switch mode and transformer type chargers.

Please contact our technical department for advice if you have difficulty in locating a suitable charger.

FURTHER INFORMATION

Please refer to our website www.power-sonic.com for a complete range of useful downloads, such as product catalogs, material safety data sheets (MSDS), ISO certification, etc.

