

ABC Company

Type: C & P & TF

ABC Company logo HQ:



Chinese Name 示例数据

Established 8 / 2005

Website www.ABCCompany.com

E-mail Info@ABCCompany.com

Phone +86 XXXXXXXXXX

Fax +86 XXXXXXXXXX

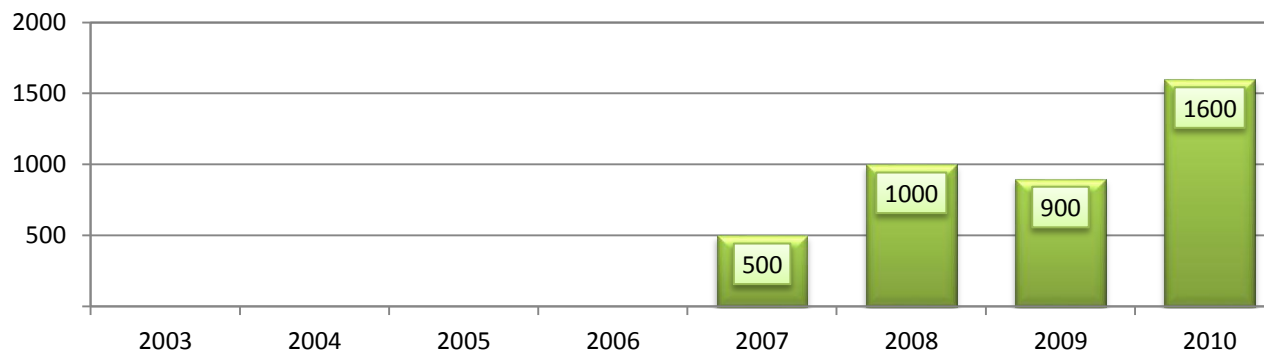
Address No. 3, XXXXX Street, XXXXXXXXX Industrial Park, Beijing, China

Degree of Vertical Integration



Introduction

Staff Numbers 2003-2010



Key Contacts	Name	Phone	Email	Languages Spoken
CEO /	Mr. XXXXXXXXXXXX	+86 XXXXXXXXXXXX	XXXXX@ABCCompany.com	Chinese
Sales Director /	Ms. XXXXXXXXXXXX	+86 XXXXXXXXXXXX	XXXXX@ABCCompany.com	Chinese English
Purchasing Director /	Mr. XXXXXXXXXXXX	+86 XXXXXXXXXXXX	XXXXX@ABCCompany.com	Chinese English Japanese

Factory and Sales Office Locations

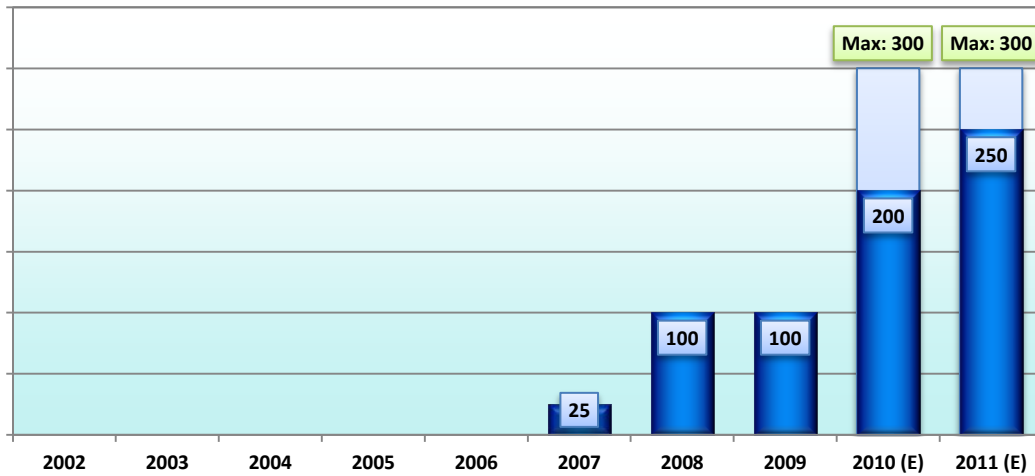


Production Technology

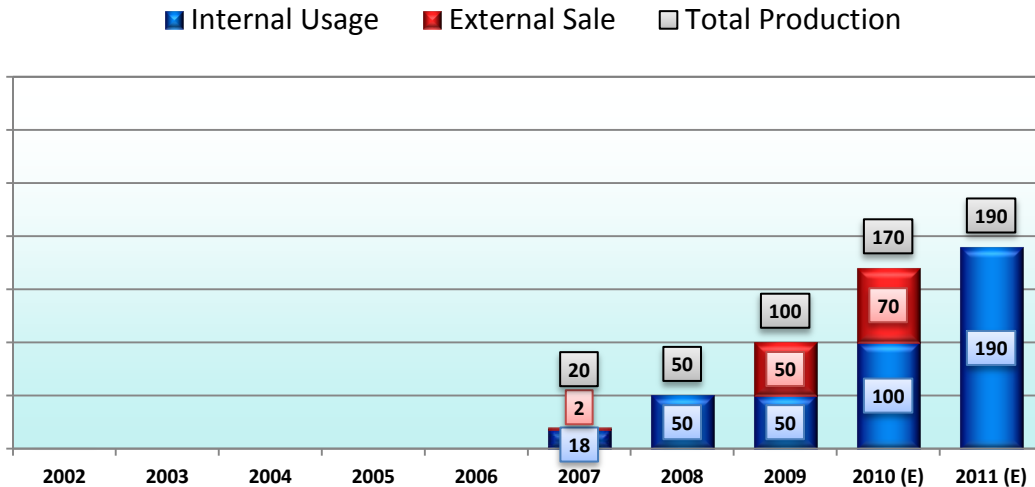
	Cell	Panel	Thin Film
Year Est.	2007	2007	2009
Month Est.			7
Tech. (Mono/Poly)	M & P	M & P	a-Si
	Factory A	Factory B	Factory C
Province	Zhejiang	Zhejiang	
City	Hangzhou	Wenzhou	
Sales Offices	Hangzhou	Santa Clara	Brisbane
	Madrid	Torrance	Seoul
	Milan	Rome	

Crystalline Cells

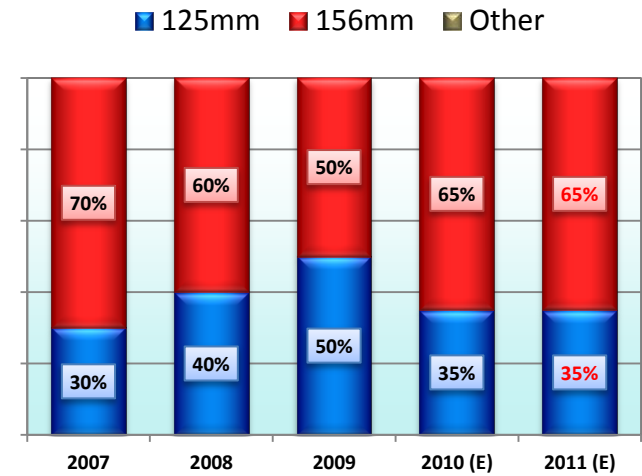
Cell Capacity MWp (2002 - 2011)



Cell Production & Destination MWp (2002 - 2011)



Cell Sizes Produced (2007-2011)



Data Notes

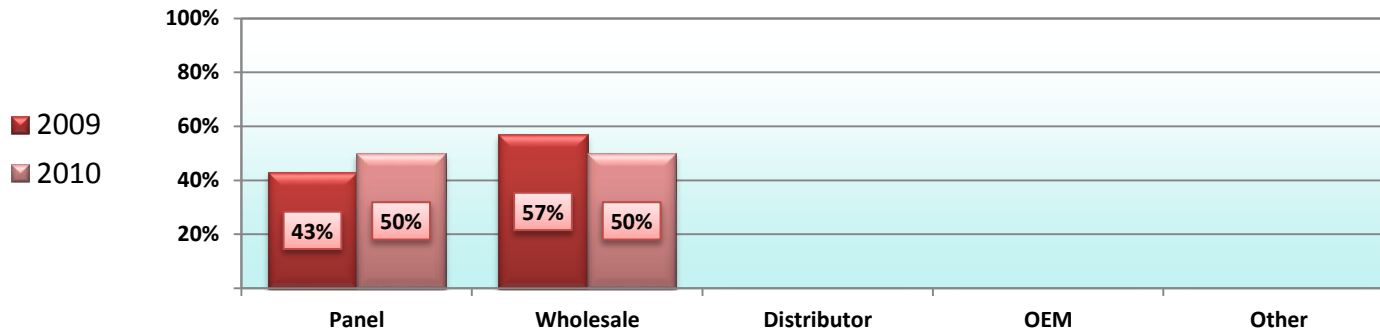
- *Red data labels represent ENF estimates*
- *When total production is black but Internal/External values are red, it indicates the overall production was known but that Internal/External percentages had to be estimated.*
- *'Max' means expansion being considered but not confirmed; or for production an estimated range as quoted by the manufacturer.*
- *Specific details on "Other" cell sizes can be obtained from the accompanying Excel database.*
- *When no value is given it indicates that the company did not produce that year.*
- *Companies using all of their cells internally do not have their "Customers By Geographic Region" page displayed*

Crystalline Cells

Customers By Geographic Region

Europe			Asia			The Americas			Rest of World		
	2009	2010		2009	2010		2009	2010		2009	2010
Czech Rep	-	-	Australia	-	-	US & Canada	-	-	Africa	-	-
France	-	-	China	60%	60%	Central & Sth	-	-	Middle East	-	-
Germany	20%	30%	Japan	-	-						
Italy	20%	10%	S.Korea	-	-						
Portugal	-	-									
Spain	-	-									
Unknown	-	-	Unknown	-	-	Unknown	-	-			

Destination by Business Type

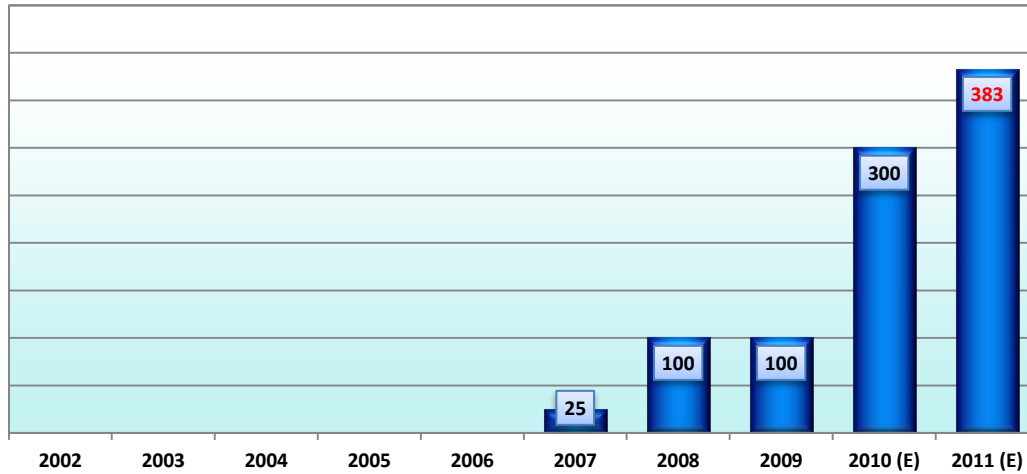


Crystalline Cells

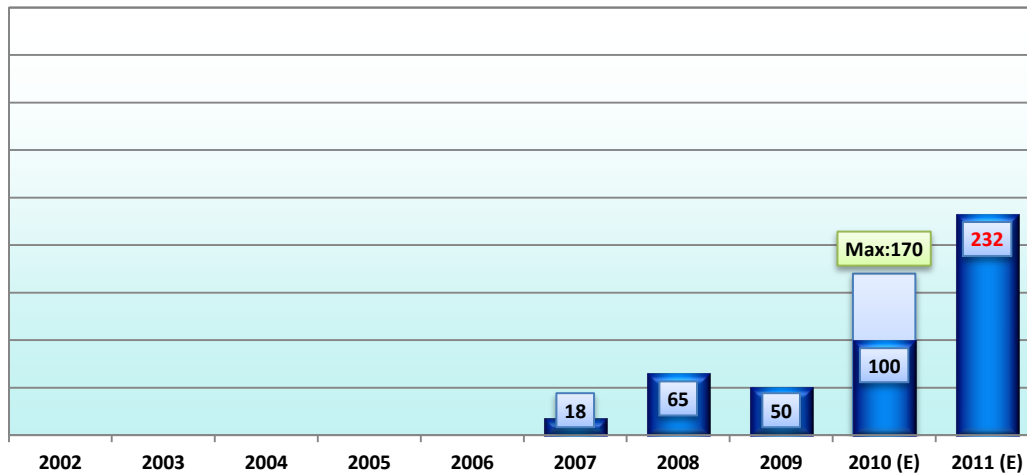
Plant Manager	
Name	Mr. XXXXXXXXXXXX
Phone	+86 XXXXXXXXXXXX
Email	XXXXX@ABCCompany.com
Languages	Chinese

Equipment Details	Brand	Model	No.	Further Info
Cleaning	XXXXXXX	XXXXX	2	3 production lines in total
Diffusion Furnace	XXXXXXX	XXXXX	3	
	XXXXXXX		2	
Etching	XXXXXXX		8	
PECVD	XXXXXXX	XXXXX	2	
Screen Printer	XXXXXXX		3	
Firing Furnace	XXXXXXX		3	
Cell Tester/Sorter	XXXXXXX		3	
	XXXXXXX		1	

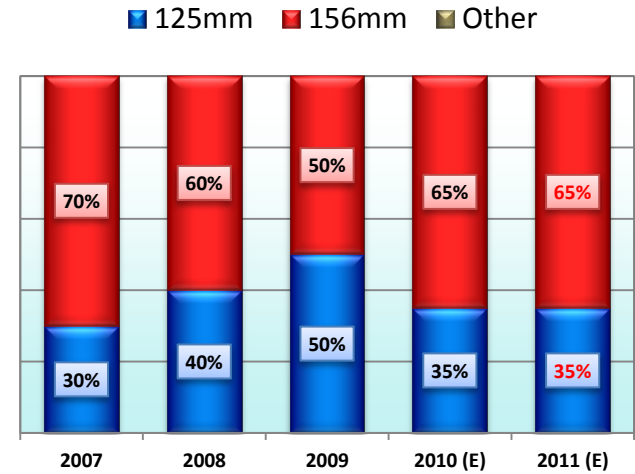
Panel Capacity MWp (2002 - 2011)



Panel Production MWp (2002 - 2011)



Cell Sizes Used (2007-2011)



Data Notes

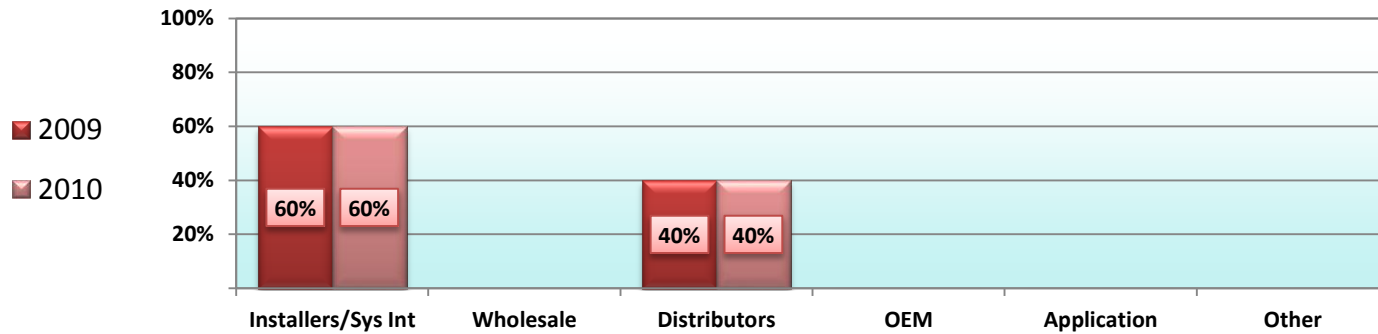
- Red data labels represent ENF estimates
- 'Max' means expansion being considered but not confirmed; or for production an estimated range as quoted by the manufacturer.
- Specific details on "Other" cell sizes can be obtained from the accompanying Excel database.
- When no value is given it indicates that the company did not produce that year.

Crystalline Panels

Customers By Geographic Region

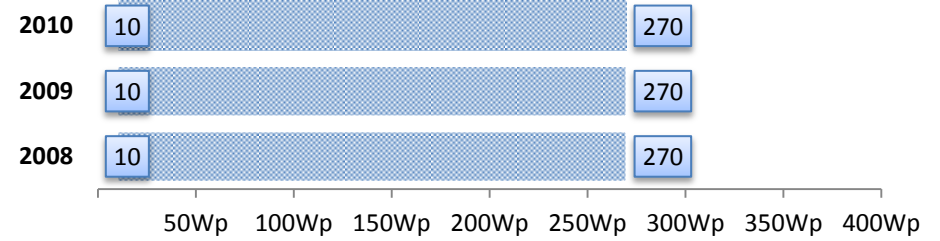
Europe			Asia			The Americas			Rest of World		
2009		2010	2009		2010	2009		2010	2009		2010
Czech Rep	-	-	Australia	-	-	US & Canada	-	-	Africa	-	-
France	-	-	China	5%	5%	Central & Sth	-	-	Middle East	-	-
Germany	86%	82%	Japan	-	-						
Italy	6%	9%	S.Korea	-	-						
Portugal	-	-									
Spain	3%	4%									
Unknown	-	-	Unknown	-	-	Unknown	-	-			

Destination by Business Type



Plant Manager	
Name	Mr. XXXXXXXXXXXX
Phone	+86 XXXXXXXXXXXX
Email	XXXXX@ABCCompany.com
Languages	Chinese

Power Ranges Produced

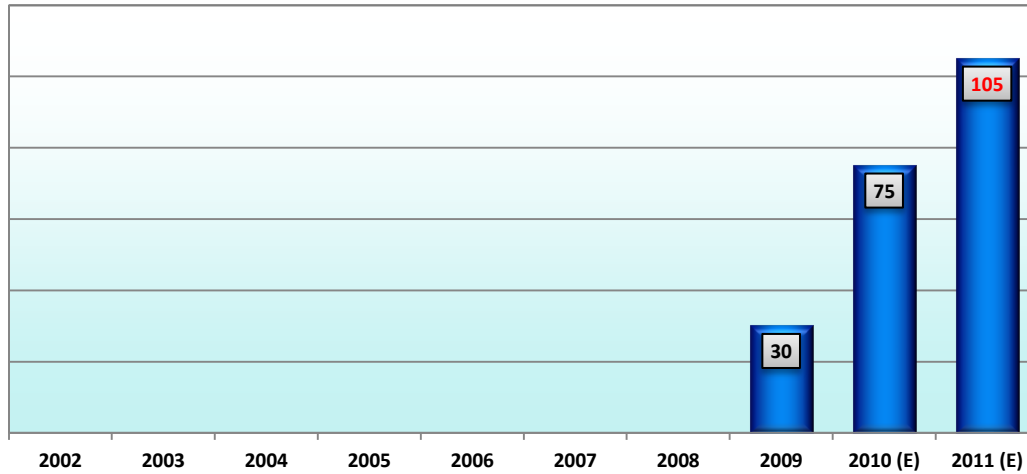


Crystalline Panels

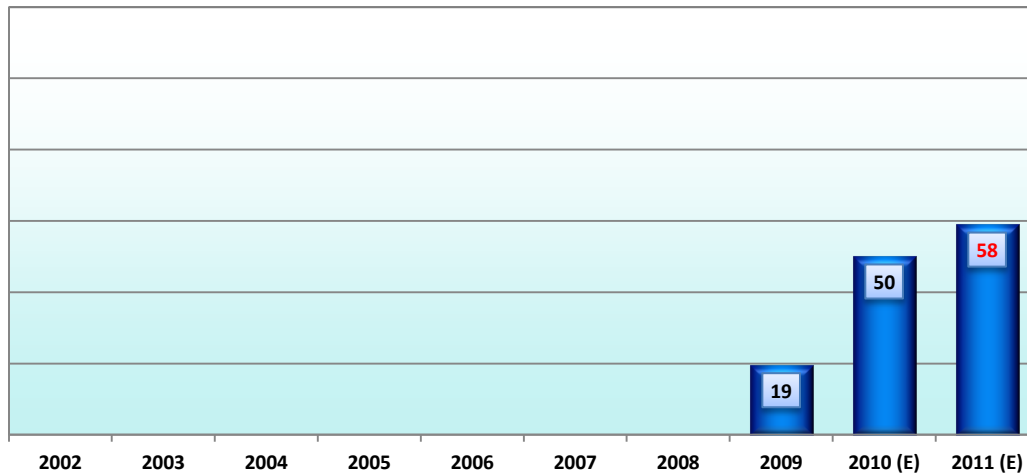
Equipment Details	Brand	Model	No.	Further Info
Cell Tester/Sorter	XXXXXX		3	
Laser Scriber	XXXXXX		4	
Tabber/Stringer	XXXXXX	XXXXXX	1	
	XXXXXX		1	
Laminator	XXXXXX		4	3*Big, 1*Small
Framer	XXXXXX	XXXXXX	3	2*Big, 1*Small
Panel Tester	XXXXXX		1	
	XXXXXX		1	

Thin Film Panels

Thin Film Panel Capacity MWp (2002 - 2011)



Thin Film Panel Production MWp (2002 - 2011)



Data Notes

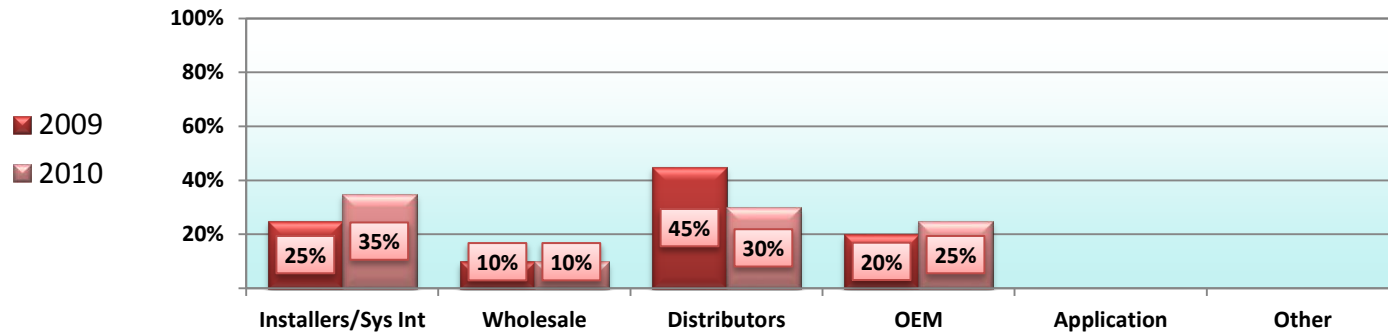
- *Red data labels represent ENF estimates*
- *'Max' means expansion being considered but not confirmed; or for production an estimated range as quoted by the manufacturer.*
- *When no value is given it indicates that the company did not produce that year.*

Thin Film Panels

Customers By Geographic Region

Europe			Asia			The Americas			Rest of World		
2009		2010	2009		2010	2009		2010	2009		2010
Czech Rep	-	-	Australia	-	-	US & Canada	13%	10%	Africa	-	-
France	-	-	China	10%	10%	Central & Sth	-	-	Middle East	-	-
Germany	60%	50%	Japan	-	-						
Italy	3%	5%	S.Korea	4%	5%						
Portugal	-	-									
Spain	10%	20%									
Unknown	-	-	Unknown	-	-	Unknown	-	-			

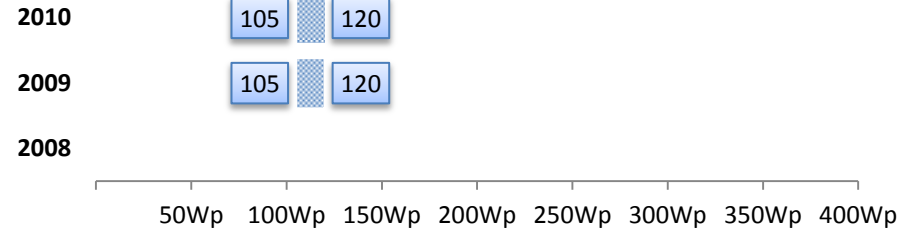
Destination by Business Type



Thin Film Panels

Plant Manager	
Name	Mr. XXXXXXXXXXXX
Phone	+86 XXXXXXXXXXXX
Email	XXXXX@ABCCompany.com
Languages	Chinese

Power Ranges Produced



Equipment Details	Brand	Model	No.	Further Info
Turnkey Lines	XXXXXXX	XXXXXXXX	2	