




XS60+ SERIES DOUBLE GLASS PV MODULES

PEAK POWER: 305-315 Wp

FEATURES INCLUDE:

- 60 MOTTECH monocrystalline solar cells comprised by double layers of glasses.
- Long-term durability and robustness in harsh environments.
- Industry-leading module efficiency: maximum efficiency of 18.97%
- Maximum load resistance : front load 8100 Pa & rear load 5400 Pa
- Progressive Power Warranty guarantees 82.5% of rated power at 30 years
- Manufactured globally with world-class quality standards

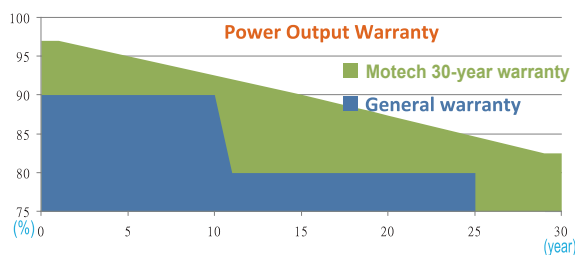


QUALITY, RELIABILITY, AND KWH YIELD

MOTTECH modules are powered by industry acknowledged high performance, reliable MOTTECH silicon cells. 20 years of experience in solar module engineering and design, along with rigorous durability and performance tests, ensure reliable lifetime performance and maximum kWh yield.

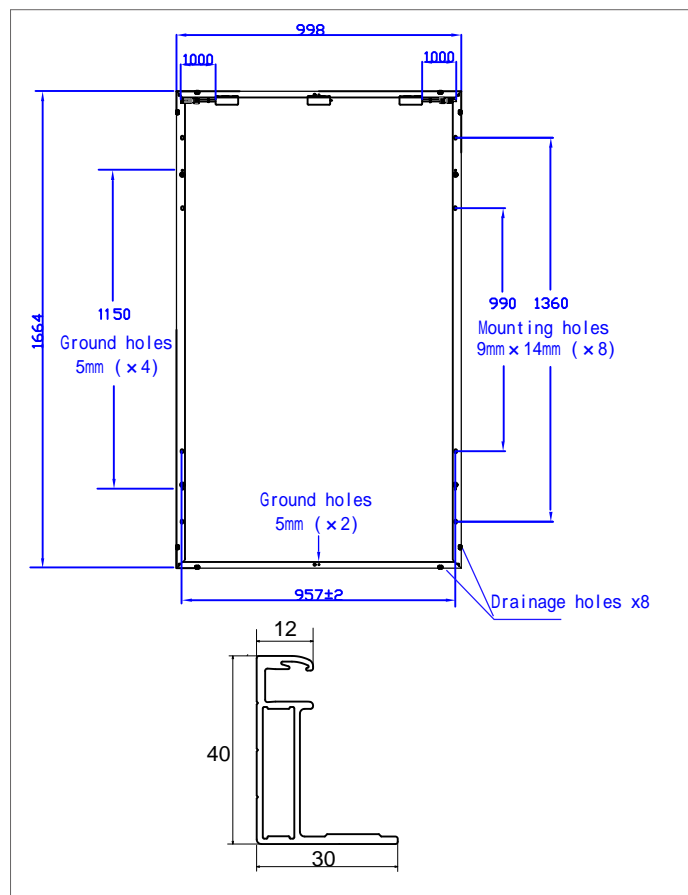
30-YEAR PROGRESSIVE WARRANTY*

- 30-year progressive power warranty
- 10-year warranty on materials and workmanship

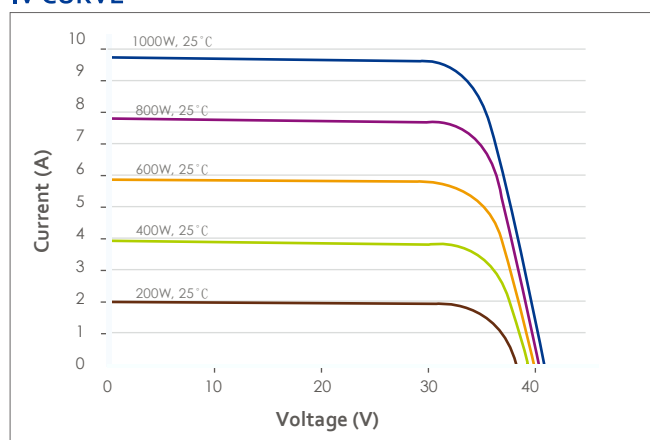


CERTIFICATIONS & STANDARDS*



PHYSICAL CHARACTERISTICS

PHYSICAL DESIGN PROPERTIES

Dimension	1664×998×40mm
Weight	22.5kg±5%
Glass	2.5±1mm Tempered Coated PV Glass
Junction Box	IP68 or above with 3 bypass diodes
Output Cables	Φ4.0mm ²
Connectors	MC4 Compatible
Packing	26 pcs/ pallet, 728 pcs/ container(40' HQ)

IV CURVE

ELECTRICAL PERFORMANCE

XS60GB-305

XS60GB-310

XS60GB-315

Electrical Performance @ STC				
Maximum Power P _{max} [Wp]		305	310	315
Max. Power Voltage V _{mpp} (V)		32.97	33.26	33.55
Max. Power Current I _{mpp} (A)		9.25	9.32	9.39
Open Circuit Voltage V _{oc} (V)		39.05	39.19	39.33
Short Circuit Current I _{sc} (A)		9.5	9.53	9.56
Module Efficiency (%)		18.37%	18.67%	18.97%

Values without tolerance are typical numbers.

ELECTRICAL PERFORMANCE PARAMETERS

I _{sc} Temperature Coefficient	α (%/°C)	+0.06	Max. Series Fuse	20A
V _{oc} Temperature Coefficient	β (%/°C)	-0.33	Max. System Voltage	IEC 1500V
P _{max} Temperature Coefficient	γ (%/°C)	-0.44	Nominal Operating Cell Temp. (NOCT)	46°C ± 2°C
Efficiency Reduction at 200W/m ² , 25°C		<5%		

 IV parameters are rated at Standard Test Conditions (Irradiance of 1000 W/m², AM 1.5, cell temperature 25°C). All measurements are guaranteed at the laminate leads. Specifications are subject to change without notice. Motech reserves the rights of final interpretation and revision on this datasheet.