

66
Series
**SHINGLED
MODULE**

380 - 400w

ReX Series: SNX-B66SP

21.3%


Maximum Efficiency

0-+5w

Positive Power Tolerance

20 years

Product Warranty



HIGHER VALUE

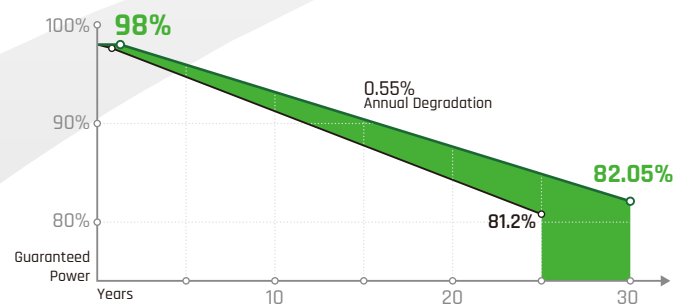
- ✦ Longer Warranty terms and lower power degradation
- ✦ Lower LCOE for shorter payback period

HIGHER PERFORMANCE

- ✦ Module Power reaches up to 400W by unique design of module
- ✦ Better Anti-shading performance by shingled cell structure
- ✦ Lower LID by lower string current

MORE RELIABLE

- ✦ Excellent anti-PID performance
- ✦ Lower hot spot risks
- ✦ Lower Pmax temperature coefficient
- ✦ Higher mechanical loading capability up to 8000Pa



Sonnex Shingled Module Performance Warranty

Warranty

20 years product workmanship warranty, 30 years linear power output warranty. The power degradation for the first year will be less than 2%. From the 2nd year and onwards, the annual degradation will be less than 0.55%. Guaranteed performance ratio of 82.05% after 30 years.

Sonnex Energie GmbH

Add: Böttgerstraße 12, 20148 Hamburg, Germany
www.sonnexenergie.com info@sonnexenergie.de

380 - 400W SHINGLED MODULE 66 Series

SNX-B66SP

Electrical Characteristics at Standard Test Conditions(STC)

Module Type: SNX-B66SP-***M	380	385	390	395	400
Maximum Power-Pm [W]	380	385	390	395	400
Open Circuit Voltage-Voc [V]	49.1	49.3	49.3	49.4	49.5
Short Circuit Current-Isc [A]	9.93	9.98	10.03	10.07	10.12
Maximum Power Voltage-Vm [V]	40.6	40.8	40.8	40.9	41.0
Maximum Power Current-Im [A]	9.36	9.44	9.56	9.66	9.76
Module Efficiency-η [%]	20.3	20.5	20.8	21.1	21.3

Electrical Characteristics at NMOT

Maximum Power-Pm [W]	286	290	294	297	301
Open Circuit Voltage-Voc [V]	46.8	47.0	47.0	47.1	47.2
Short Circuit Current-Isc [A]	8.00	8.04	8.08	8.11	8.15
Maximum Power Voltage-Vm [V]	38.7	38.9	38.9	39.0	39.1
Maximum Power Current-Im [A]	7.39	7.45	7.55	7.63	7.71

Note: 1. Standard Test Conditions [STC]: Irradiance 1000 W/m²; AM 1.5; Ambient temperature 25°C ;
 2. Nominal Module Operating Temperature (NMOT): Irradiance 800W/m²; wind speed 1m/s; ambient temperature 20°C.
 3. Tolerance of Pm: 0-+5W, Measuring uncertainty of power: ±3%. Performance deviation of Voc [V], Isc [A], Vm [V] and Im [A]: ±3%.

Mechanical Characteristics

Dimensions	1646×1140×30 mm
Weight	19kg
Front Glass	AR coating tempered glass, 3.2mm
Frame	Anodized aluminum alloy
Cells	Mono-crystalline solar cell 158.75mm
Cell Orientation	360 (36×10)
Junction Box	IP68
Cable/Connectors	4mm ² ,1000mm / MC4 or EVO2

Temperature Characteristics

NMOT	42.3 °C (±2°C)
Temperature Coefficient of Voc	-0.27% /°C
Temperature Coefficient of Isc	0.04% /°C
Temperature Coefficient of Pm	-0.34% /°C

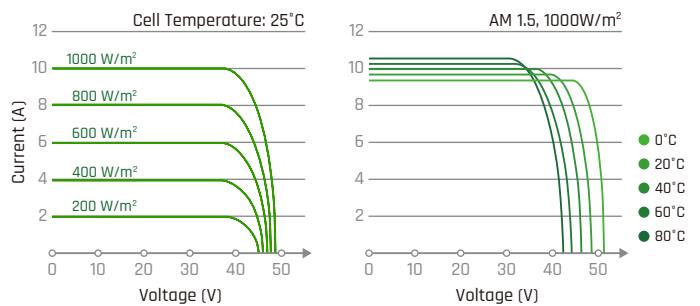
Maximum Ratings

Maximum System Voltage [V]	DC 1500/1000(IEC)
Series Fuse Rating [A]	20
Maximum Surface Load Capacity [Pa]	5,400
Temperature Range [°C]	- 40 to + 85
Withstanding Hail	Maximum diameter of 25 mm with impact speed of 23 m·s ⁻¹

Other Characteristics

Packaging 36 pcs/pallet; 1008 pcs/40' HQ container

I-V curve



Declaration: Along with the technical improvement and product update, deviation between the technical parameter and Sonnex future products might occur. Specifications included in this datasheet are subject to change without prior notice. Sonnex reserves the right of final interpretation.

Drawing

