



## MONO CRYSTALLINE MODULE 250-290 Watt

### KEY FEATURES



Our solar cells offer high conversion efficiency to ensure the highest quality

Our high performing modules have an industry low tolerance of +5% (optional)

The modules can withstand high wind-pressure, snow loads and extreme temperatures

Passed IEC 5400 Pa mechanical loading test

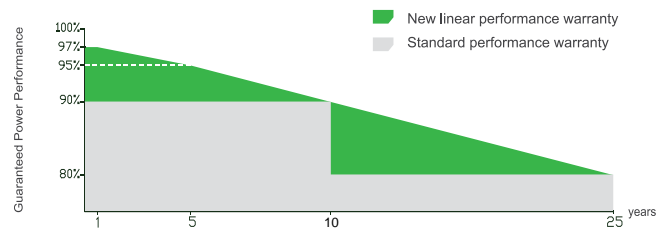
### QUALITY & SAFETY

Industry leading power output warranty

(10 years/90%, 25 years/80%)

10-year warranty on materials & workmanship (optional)

### Premium Performance Warranty



\* Based on customer requirements and contract terms

ISO9001:2008, ISO14001:2004, OHSAS18001 certified factory  
IEC61215, IEC61730 certified products




### APPLICATIONS



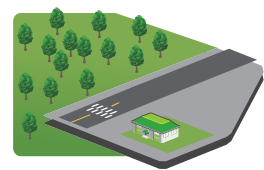
On-grid residential roof-tops



On-grid commercial/  
industrial roof-tops

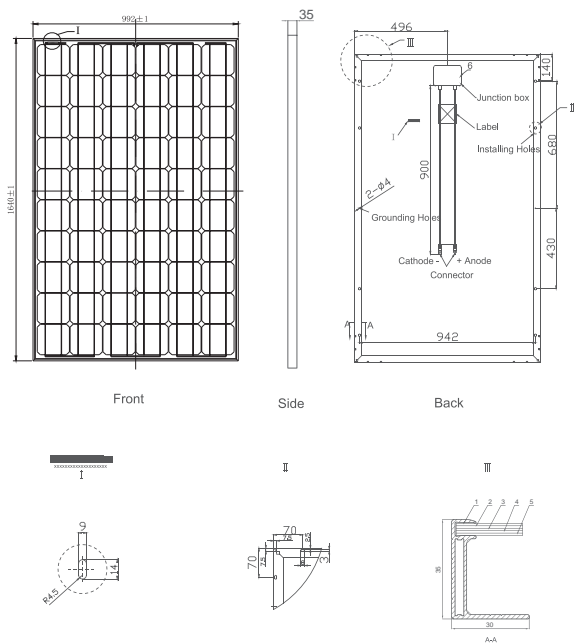


Solar power plants



Off-grid systems

## Engineering Drawings



## Packaging Configuration

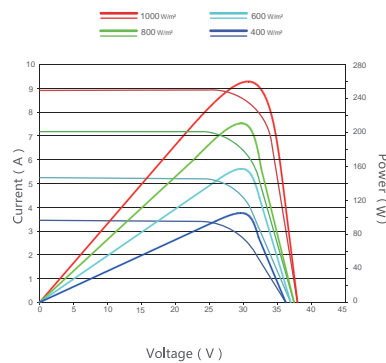
(Two boxes=One pallet)

30pcs/box, 62pcs/pallet, 868pcs/40'HQ Container

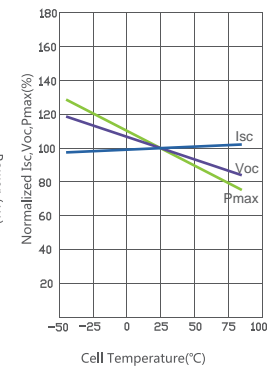
30pcs/box, 60pcs/pallet, 390pcs/20'FT Container

## Electrical Performance & Temperature Dependence

Current-Voltage & Power-Voltage Curves (260W)



Temperature Dependence of Isc, Voc, Pmax



## Mechanical Characteristics

Cell Type	Mono-crystalline 156×156mm (6 inch)
No. of cells	60 (6×10)
Dimensions	1640×992×35mm (64.97×39.06×1.37 inch)
Weight	18.0kg (38.6 lbs.)
Front Glass	3.2mm, High Transmission, Low Iron, Tempered Glass
Frame	Anodized Aluminium Alloy
Junction Box	IP65 Rated
Output Cables	TÜV 1×4.0mm² / UL 12AWG, Length:900mm

## SPECIFICATIONS

Module Type	250W-60M	260W-60M	270W-60M	280W-60M	290W-60M
Maximum Power at STC(Pmax)	250Wp	260Wp	270Wp	280Wp	290Wp
Maximum Power Voltage (Vmp)	30.7V	31.1V	31.4V	31.6V	32.2V
Maximum Power Current (Imp)	8.18A	8.39A	8.60A	8.80A	9.02A
Open-circuit Voltage (Voc)	37.7V	38.1V	38.4V	39.05V	39.5V
Short-circuit Current (Isc)	8.66A	8.86A	9.28A	9.36A	9.55A
Cell Efficiency(%)	18.20%	18.60%	19.00%	19.40%	20.00%
Module Efficiency(%)	15.27%	15.89%	16.60%	17.10%	17.80%
Operating Temperature(°C)	-40°C ~ +85°C				
Maximum system voltage	1000V DC				
Maximum series fuse rating	15A				
Power tolerance	+5% (optional)				
Temperature coefficients of Pmax	-0.43%/°C				
Temperature coefficients of Voc	-0.30%/°C				
Temperature coefficients of Isc	0.04%/°C				
Nominal operating cell temperature (NOCT)	45±2°C				

STC: Irradiance 1000W/m²



Module Temperature 25°C



AM=1.5

\* Power measurement tolerance: + 5%