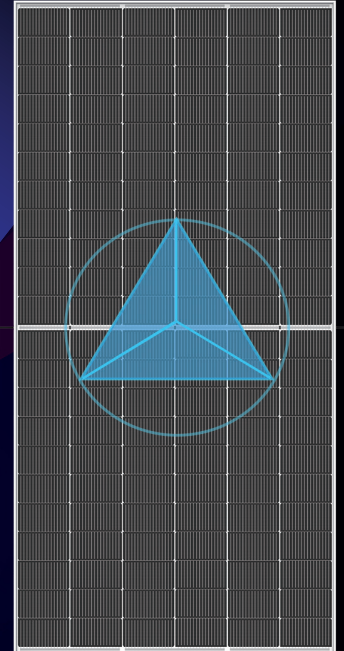


V SERIES-Glory L

solar way ,shining life







NB-680~700W-BMC



● V SERIES

Nabai redefined the high-efficiency module series by integrating 210mm*182MM topcon silicon wafers with multi-busbar and half-cut cell technologies. Nabai panel combined creative technology effectively and extremely improved the module efficiency and power output.

● KEY FEATURES

-  Less mismatch to get more power
-  Less power loss by minimizing the shading impact
-  Competitive low light performance
-  3 times EL test to ensure best quality
-  Ideal choice for utility and commercial scale projects by reduced BoS and improved ROI
-  **PVEL** Outstanding reliability proven by PVEL for stringent environment condition:
 - Sand, acid, salt and hail stones
 - 2400 Pa wind load and 5400 Pa snow load
 - Anti-PID

● QUALITY SYSTEM

ISO9001 / ISO14001 / ISO45001

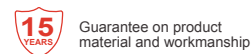
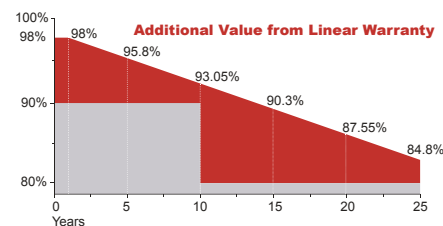
● PRODUCT CERTIFICATION



● INSURANCE



● WARRANTY



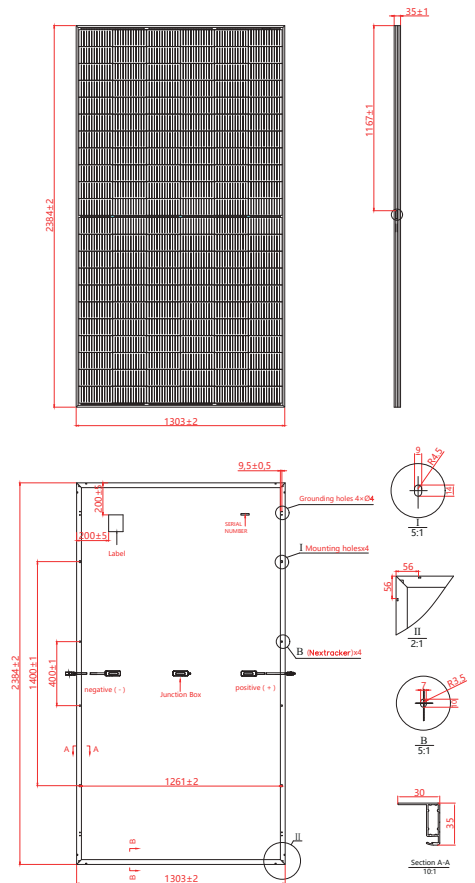
Electrical Characteristics

Module Type	NB-680-BMC-HV		NB-690-BMC-HV		NB-695-BMC-HV		NB-700-BMC-HV	
	STC	NOCT	STC	NOCT	STC	NOCT	STC	NOCT
Maximum Power at STC (Pmp)	680	510	690	517	695	521	700	525
Open Circuit Voltage (Voc)	47.5	45.15	47.7	41.0	47.9	45.5	48.0	41.38
Short Circuit Current (Isc)	18.01	14.21	18.15	14.55	18.25	14.60	18.32	14.66
Maximum Power Voltage (Vmp)	38.64	36.71	38.84	36.89	38.94	36.99	39.04	37.08
Maximum Power Current (Imp)	17.60	13.89	17.76	14.01	17.85	14.08	17.93	14.16
Module Efficiency at STC(ηm)	21.89		21.25		21.37		22.53	
Power Tolerance	(0, +4.99)							
Maximum System Voltage	1500V DC							
Maximum Series Fuse Rating	30 A							

STC: Irradiance 1000 W/m², module temperature 25°C, AM=1.5
Power measurement tolerance: +/-3%

Temperature Characteristics

Pmax Temperature Coefficient	-0.34 %/°C
Voc Temperature Coefficient	-0.26 %/°C
Isc Temperature Coefficient	+0.05 %/°C
Operating Temperature	-40 ~ +85 °C
Nominal Operating Cell Temperature(NOCT)	45±2 °C



Mechanical Specifications

External Dimensions	2384 x 1303 x 35 mm
Weight	34.0 kg
Solar Cells	N-TOPCON Mono (132 pcs)
Front Glass	3.2mm AR coating tempered glass, low iron
Frame	Anodized aluminium alloy
Junction Box	IP68, 3 diodes
Output Cables	4.0mm ² , 250mm(+)/350mm(-) or Customized Length
Mechanical Load	Front side 5400Pa/ Rear side 2400Pa

Packing Configuration

	2384x1303x35mm
Container	40'HQ
Pieces per Pallet	31
Pallets per Container	17
Pieces per Container	527

I-V Curve

