

V SERIES







solar way ,shining life

NB-365~375W-DML

• V SERIES

NABAI redefined the high-efficiency module series by integrating 210mm*210mm silicon wafers with multi-busbar and Half-cut cell technologies. NABAI panel combined creative technology effectively and extremely improved the module efficiency and power output.

• KEY FEATURES

-  Less mismatch to get more power
-  Less power loss by minimizing the shading impact
-  Competitive low light performance
-  3 times EL test to ensure best quality
-  Ideal choice for utility and commercial scale projects by reduced BoS and improved ROI
-  Outstanding reliability proven by PVEL for stringent environment condition:
 - Sand, acid, salt and hail stones
 - 2400 Pa wind load and 5400 Pa snow load
 - Anti-PID

• QUALITY SYSTEM

ISO9001 / ISO14001 / ISO45001

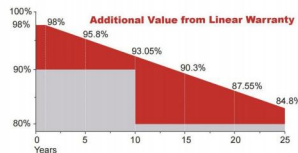
• PRODUCT CERTIFICATION



• INSURANCE



• WARRANTY



Electrical Characteristics

Module Type	NB-365-DML	NB-370-DML	NB-375-DML
	STC	STC	STC
Maximum Power at STC (Pmp)	365	370	375
Open Circuit Voltage (Voc)	51.12	51.32	51.51
Short Circuit Current (Isc)	8.92	9.01	9.10
Maximum Power Voltage (Vmp)	43.2	43.4	43.6
Maximum Power Current (Imp)	8.45	8.52	8.60
Module Efficiency at STC(ηm)	20.04	20.31	20.59
Power Tolerance	(0, +3%)		
Maximum System Voltage	1000V DC		
Maximum Series Fuse Rating	20 A		

STC: Irradiance 1000 W/m² module temperature 25°C AM=1.5
Power measurement tolerance: +/-3%

Temperature Characteristics

Pmax Temperature Coefficient	-0.35 %/°C
Voc Temperature Coefficient	-0.27 %/°C
Isc Temperature Coefficient	+0.05 %/°C
Operating Temperature	-40 ~ +85 °C
Nominal Operating Cell Temperature (NOCT)	45 ± 2 °C

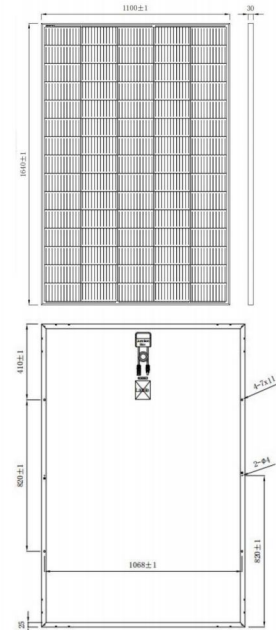
Mechanical Specifications

External Dimensions	1640 x 1100 x 30 mm
Weight	18 kg
Solar Cells	PERC Mono (75 pcs)
Front Glass	3.2 mm AR coating tempered glass, low iron
Frame	Anodized aluminum alloy
Junction Box	IP68,3 diodes
Output Cables	4.0 mm ² , 900mm(+)/900mm(-) or Customized Length
Mechanical Load	Front side 5400Pa / Rear side 2400Pa

Packing Configuration

	1640 x 1100x 30 mm	
Container	20'GP	40'HQ
Pieces per Pallet	36	36
Pallets per Container	6	28
Pieces per Container	216	1008

* For details, please consult NABAI.



I-V Curve

