

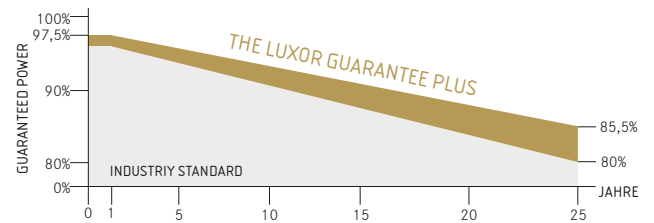
- + BIFACIAL: DOUBLE-SIDED POWER GENERATION FOR MORE YIELD
- + REDUCED LOSSES DURING PARTIAL SHADING
- + REDUCTION OF BALANCE-OF-SYSTEM-COSTS THROUGH HIGHER PERFORMANCE PER MODULE
- + ECO: ESPECIALLY ECONOMIC AND RELIABLE



product guarantee¹



linear performance guarantee¹



ECO LINE HALF CELL BIFACIAL

M132 / 650 - 670 W

MONOCRYSTALLINE MODULE FAMILY, WHITE MESH



Longlife tested



Power proofed



Safety provided



Selection of components



Cross-linking degree test



Performance surplus of 0 Wp to 6.49 Wp



100% PID free cells



Special packing to avoid micro cracks in the cells



German warrantor

ECO LINE HALF CELL BIFACIAL

M132 / 650 - 670 W, WHITE MESH

Module type LX - XXXM/210-132+ BiF | XXX = Rated power Pmpp

Electrical data at STC

Rated power Pmpp [Wp]	650.00	655.00	660.00	665.00	670.00
Pmpp range to	656.49	661.49	666.49	671.49	676.49
Rated current Impp [A]	17.41	17.43	17.45	17.46	17.47
Rated voltage Vmpp [V]	37.35	37.60	37.85	38.10	38.36
Short-circuit current Isc [A]	18.38	18.41	18.43	18.44	18.45
Open-circuit voltage Uoc [V]	44.46	44.76	45.06	45.36	45.67
Efficiency at STC up to	21.13%	21.29%	21.46%	21.62%	21.78%
Efficiency at 200 W/m ²	20.68%	20.84%	21.01%	21.16%	21.31%

Electrical data at NOCT

Power at Pmpp [Wp]	482.56	486.27	489.98	493.70	497.41
Rated current Impp [A]	14.06	14.08	14.10	14.10	14.11
Rated voltage Vmpp [V]	34.31	34.53	34.76	35.00	35.24
Short-circuit current Isc [A]	14.85	14.87	14.88	14.89	14.90
Open-circuit voltage Uoc [V]	41.04	41.33	41.62	41.91	42.21

Specification as per STC (Standard test conditions): irradiance 1000 W/m² | module temperature 25°C | Air Mass = 1.5
 NOCT (nominal operating cell temperature): irradiance 800 W/m² | wind speed 1 m/sec | ambient temperature 20°C | cell operating temperature 45 +/- 2°C | Air Mass = 1.5

Bifacial Gain* (e.g. 660Wp)

Backside power gain [Wp]	5%	10%	15%	20%	30%
Rated power Pmpp [Wp]	693.00	726.00	759.00	792.00	825.00
Rated current Impp [A]	18.31	19.18	20.05	20.92	21.79
Rated voltage Vmpp [V]	37.85	37.85	37.85	37.86	37.86
Short-circuit current Isc [A]	15.38	16.11	16.84	17.57	18.30
Open-circuit voltage Uoc [V]	45.06	45.06	45.06	45.07	45.07

*depending on the reflection of the underlying surface

Limiting values

Max. system voltage max. return current	1500 V 30 A
Safety class Fire safety class	II C (according to IEC 61730)
Operating Temperature	-40 bis 85°C
Max. tested pressure load-/tensile ²	5400 Pa / 2400 Pa

Temperature coefficient

Temperature coefficient [U] [I] [P]	-0.285% /°C 0.049% /°C -0.360% /°C
---	--

Specifications

Number of cells (matrix)	132 (6x22) 210 mm x 105 mm
Module dimensions (L x W x H) ³ Weight	2384 mm x 1303 mm x 35 mm 34,0 kg
Bifaciality factor	75 +/- 5%
Front-side	3,2 mm tempered, highly transparent, anti-reflection solar glass
Back-side	White mesh foil
Frame	stable, anodised aluminium frame
Embedding material	EVA/POE
Junction Box	At least IP67
Cable	Symmetrical cable lengths > 1.4 m and 1.4 m, 4 mm ² solar cable
Diodes	3 Schottky Diodes
Connectors	MC4 or equivalent with IP67
Hail test (max. hailstorm)	Ø 45 mm impact velocity 23 m/s ± 83 km/h

The specifications and average values can vary slightly. Relevant is the corresponding data of the individual measurement. Specifications are subject to change without notice. Measurement tolerance depending on equipment: rated power +/- 3%, other values +/- 10%. All information given in this data sheet corresponds to DIN EN 50380. A potential light-induced degradation of the power after commissioning is not considered here.

Further information in the installation manuals.

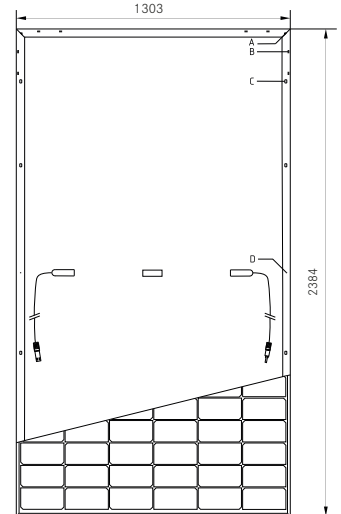
1 The specific warranty conditions are given under www.luxor.solar/downloads.html

2 Horizontal mounted, for details please check mounting instruction

3 Tolerance L/W = +/- 3 mm. H +/- 2 mm, the dimensions given in the order confirmation will be decisive

4 Location and dimensions of holes on request

Back - / Frontview³

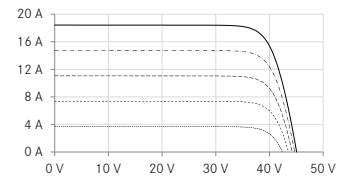


Drilled holes⁴

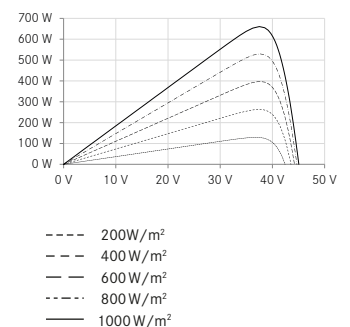
- A: 4 x drainage
- B: 16 x ventilation
- C: 8 x mounting
- D: 2 x earthing

Electrical characteristics

UI-diagram e.g. 660Wp



UP-diagram e.g. 660Wp



Guidelines:
 93/68/EEC
 2014/35/EU, (LVD)
 2014/30/EU, (EMC)

The validity of the certificates/listings for a specific country has to be examined under:
www.luxor.solar/downloads.html

Luxor, your specialised company