

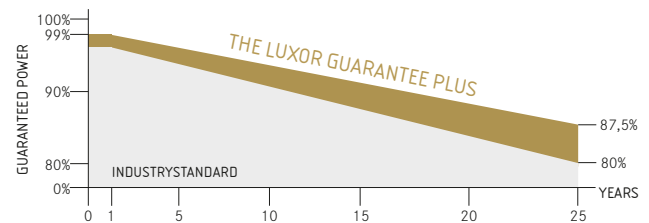
- + POWERFUL N-TYPE TOPCON CELLS
- + REDUCTION OF BALANCE-OF-SYSTEM-COSTS THROUGH HIGHER PERFORMANCE PER MODULE
- + ESPECIALLY ECONOMIC FOR INDUSTRIAL POWER PLANTS
- + REDUCED LOSSES DURING PARTIAL SHADING
- + HIGHER YIELD: MORE REFLECTION ON CELL SURFACE



product guarantee¹



linear performance guarantee¹



ECO LINE N-TYPE M144 / 555 - 575W

MONOCRYSTALLINE N-TYPE MODULE FAMILY, BLACK FRAME



Longlife tested



Power proofed



Safety provided



Selection of components



Cross-linking degree test



Performance surplus of 0 Wp to 6.49 Wp



PID free LID Free



Special packing to avoid micro cracks in the cells



German warrantor

ECO LINE N-TYPE

M144 / 555 - 575 W, BLACK FRAME

Module type LX - XXX M/182-144+ | XXX = Rated power Pmpp

Electrical data at STC

Rated power Pmpp [Wp]	555.00	560.00	565.00	570.00	575.00
Pmpp range to	561.49	566.49	571.49	576.49	581.49
Rated current Impp [A]	13.29	13.33	13.37	13.41	13.45
Rated voltage Vmpp [V]	41.77	42.02	42.27	42.52	42.78
Short-circuit current Isc [A]	14.02	14.06	14.10	14.15	14.19
Open-circuit voltage Uoc [V]	50.57	50.87	51.17	51.48	51.79
Efficiency at STC up to	21.74%	21.93%	22.12%	22.32%	22.51%
Efficiency at 200 W/m ²	21.26%	21.45%	21.64%	21.83%	22.03%

Electrical data at NOCT

Power at Pmpp [Wp]	417.36	421.12	424.88	428.64	432.40
Rated current Impp [A]	10.73	10.76	10.79	10.82	10.86
Rated voltage Vmpp [V]	38.90	39.14	39.38	39.62	39.82
Short-circuit current Isc [A]	11.32	11.35	11.38	11.42	11.45
Open-circuit voltage Uoc [V]	46.68	46.97	47.26	47.56	47.86

Specification as per STC (Standard test conditions): irradiance 1000 W/m² | module temperature 25°C | Air Mass = 1.5
 NOCT (nominal operating cell temperature): irradiance 800 W/m² | wind speed 1 m/sec | ambient temperature 20°C | cell operating temperature 45 +/- 2°C | Air Mass = 1.5

Limiting values

Max. system voltage max. return current	1000 V or 1500 V 25 A
Safety class Fire safety class	II C (according to IEC 61730)
Operating Temperature	-40 up to 85°C
Max. tested pressure load-/tensile ²	5400 Pa / 2400 Pa

Temperature coefficient

Temperature coefficient [U] [I] [P]	-0.25 % /°C 0.045 % /°C -0.3 % /°C
---	--

Specifications

Cells (matrix) Dimenstions Type	144 (6 x 24) 182 mm x 91 mm N-Type TOPCon
Module dimensions (L x W x H) ³ Weight	2279 mm x 1134 mm x 35 mm 29 kg
Front side glass	3.2 mm tempered, highly transparent, anti-reflection solar glass
Back side	Backsheet
Frame	Stable, anodised aluminium frame
Embedding material	POE/EVA
Junction Box Diodes	At least IP67 3 Schottky Diodes
Cable	Symmetrical cable lengths > 1.4 m, 4 mm ² solar cable
Connectors	MC4 or equivalent with IP67
Hail test (max. hailstorm)	∅ 45 mm impact velocity 23 m/s ± 83 km/h

The specifications and average values can vary slightly. Relevant is the corresponding data of the individual measurement. Specifications are subject to change without notice. Measurement tolerance depending on equipment: rated power +/- 3%, other values +/- 10%. All information given in this data sheet corresponds to DIN EN 50380. A potential light-induced degradation of the power after commissioning is not considered here. Further information in the installation manuals.

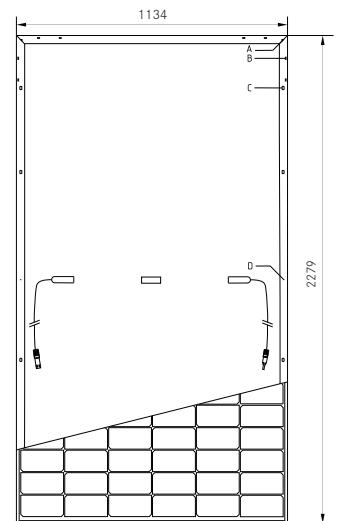
1 The specific warranty conditions are given under www.luxor-solar.com/download.html

2 Horizontal mounted, for details please check mounting instruction

3 Tolerance L/W = +/- 3 mm. H +/- 2mm, the dimensions given in the order confirmation will be decisive

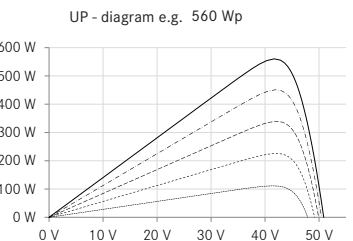
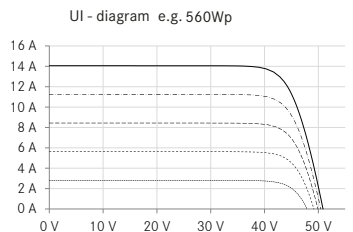
4 Location and dimensios of holes on request

Back - / Frontview³



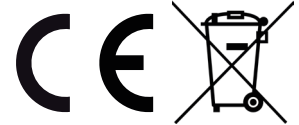
Drilled holes⁴:
 A: 4 x drainage
 B: 16 x ventilation
 C: 8 x mounting
 D: 2 x earthing

Electrical characteristics



----- 200 W/m²
 - - - - 400 W/m²
 ——— 600 W/m²
 ····· 800 W/m²
 ——— 1000 W/m²

Luxor, your specialised company



Guidelines:
 93/68/EEC
 2014/35/EU, (LVD)
 2014/30/EU, (EMC)

The validity of the certificates/listings for a specific country has to be examined under:
www.luxor-solar.com/downloads.html