

# LKS-182MM-10BB

**N** The Pioneer of N-type Solar Cell

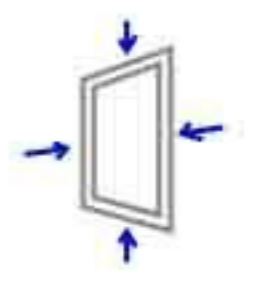
## Product Characteristics



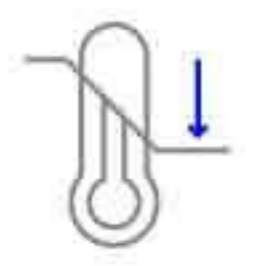
**LID**  
Lower LID



**PID Resistance**  
Superior anti-PID performance



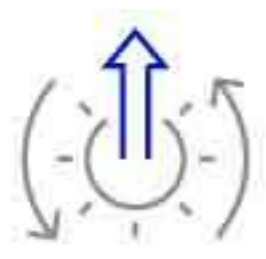
**Lower Sealing Damage**  
Lower Cell to Module (CTM) Loss Rate, more suitable for high-efficiency module




**Lower Power Temperature Coefficient**  
Temperature coefficient of Power as low as  $-0.30\%/C$



**Better Performance in Low Irradiance Environment**  
Relative conversion efficiency  $\geq 97\%$  under low light ( $200W/m^2$ )



**High Conversion Efficiency**  
Front efficiency  $\geq 24.5\%$ , Bifaciality rate  $\geq 80\%$



### Temperature Coefficients

TkCurrent 0.045%/C  
TkPower - 0.30%/C  
TkVoltage - 0.25%/C

## Mechanical Characteristics


**Model** 182 mono-crystalline Bifacial solar cell (CZJT-182M-10D11)

**Dimension** 182mmx182mm $\pm 0.5$ mm,  $\Phi$  247mm $\pm 0.5$ mm

**Thickness** 130 $\mu$ m $\pm 13\mu$ m, 120 $\mu$ m $\pm 12\mu$ m

**Front** 10 busbars, 14 pads, 160 fingers, busbar width 0.036 $\pm 0.02$ mm

**Back** 10 busbars, 14 pads, 200 fingers, busbar width 0.036 $\pm 0.02$ mm



### Quality Control

$\pm 0.1\%$  Efficiency Tolerance

The accuracy of the efficiency test is controlled within  $\pm 0.1\%$   
Electrical performance, appearance, EL 100% automatic inspection  
Calibration cells are traceable to Fraunhofer ISE



**LINKING SOLAR CO., LIMITED**  
FLAT/RM A 12/F ZJ 300, 300 LOCKHART  
ROAD WAN CHAI HK



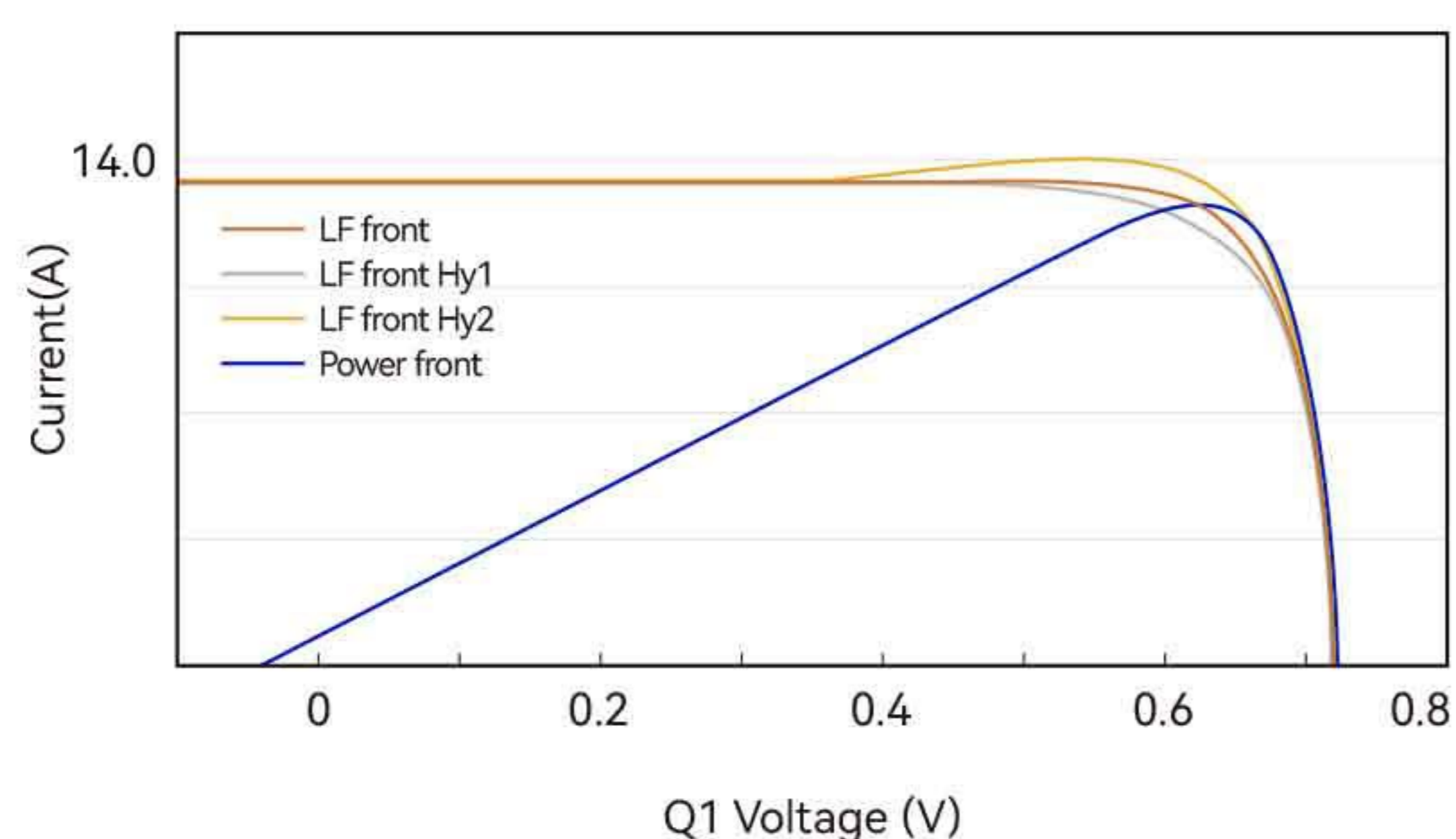
info@linkingsolar.com

## Electrical Characteristics

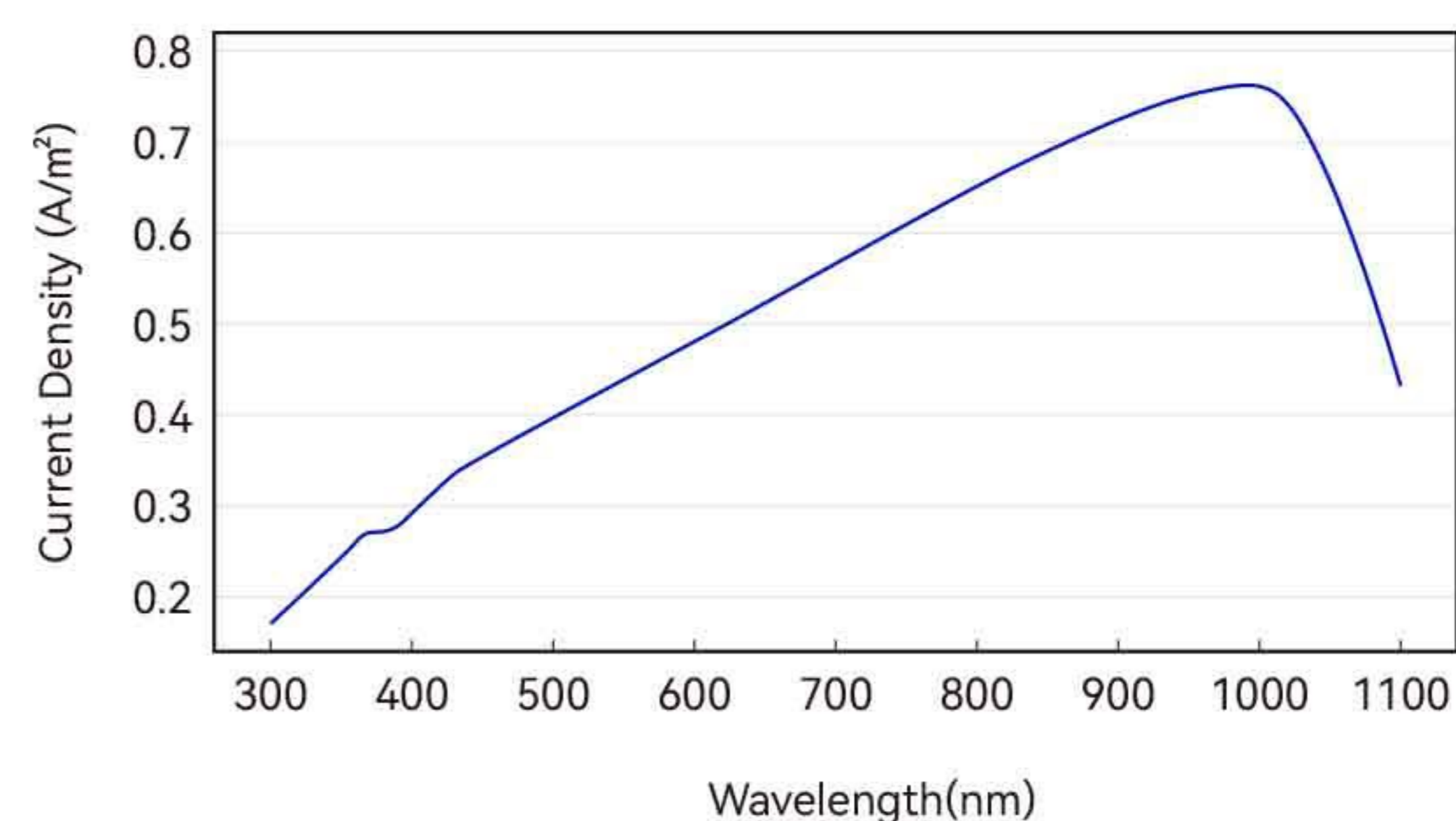
Efficiency(%)	Power Pmpp(W)	Max.Power Current Impp(A)	Short Circuit Current Isc(A)	Max.Power Voltage Vmpp(V)	Open Circuit Voltage Voc(V)
>25.5	8.42	13.651	14.218	0.6168	0.7178
25.4~25.5	8.38	13.606	14.183	0.6159	0.7169
25.3~25.4	8.35	13.577	14.148	0.615	0.716
25.2~25.3	8.32	13.553	14.113	0.6141	0.7151
25.1~25.2	8.29	13.518	14.078	0.6131	0.7141
25.0~25.1	8.25	13.475	14.035	0.6122	0.7132
24.9~25.0	8.22	13.440	14	0.6114	0.7124
24.8~24.9	8.19	13.405	13.965	0.6106	0.7116
24.7~24.8	8.16	13.370	13.93	0.6097	0.7107
24.6~24.7	8.12	13.335	13.895	0.6089	0.7099
24.5~24.6	8.09	13.300	13.86	0.6081	0.7091
24.4~24.5	8.06	13.265	13.825	0.6073	0.7083
24.3~24.4	8.02	13.230	13.79	0.6065	0.7075
24.2~24.3	7.99	13.195	13.755	0.6059	0.7069
24.1~24.2	7.96	13.155	13.715	0.6054	0.7064
24.0~24.1	7.92	13.115	13.675	0.604	0.705
23.9~24.0	7.89	13.080	13.64	0.6032	0.7042
23.8~23.9	7.86	13.055	13.615	0.6024	0.7034
23.7~23.8	7.82	13.006	13.581	0.6016	0.7023
23.6~23.7	7.79	12.968	13.543	0.6008	0.7012
23.5~23.6	7.76	12.931	13.501	0.6000	0.7004
23.4~23.5	7.73	12.893	13.478	0.5992	0.6987
23.3~23.4	7.69	12.855	13.432	0.5984	0.698
23.2~23.3	7.66	12.817	13.3919	0.5976	0.6971
23.1~23.2	7.63	12.779	13.347	0.5968	0.6964
23.0~23.1	7.59	12.740	13.303	0.5960	0.6957
22.9~23.0	7.56	12.702	13.26	0.5952	0.695
22.8~22.9	7.53	12.664	13.2178	0.5944	0.6942

\* Standard Test Condition (STC): 1000W/ m<sup>2</sup>, AM 1.5G, 25°C /Solar Cell Efficiency Positive Tolerance / Specifications and data for reference only

## IV Curve



## Spectral Response



**LINKING SOLAR CO., LIMITED**

ADD: FLAT/RM A 12/F ZJ 300, 300 LOCKHART ROAD WAN CHAI HK

TEL: 00852-30622683 MAIL: info@linkingsolar.com