

- + HIGH CLASS APPEARANCE: EASY INTEGRATION IN BUILDINGS
- + APPLICATIONS: INDUSTRIAL, COMMERCIAL AND RESIDENTIAL POWER PLANTS
- + ECO: ESPECIALLY ECONOMIC AND RELIABLE



product guarantee¹



linear performance guarantee¹



ECO LINE FULL BLACK

M60/ 310 - 330 W

MONOCRYSTALLINE MODULE FAMILY



Longlife tested



Power proofed



Safety provided



Selection of components



Cross-linking degree test



Performance surplus of 0 Wp to 6.49 Wp



100% PID free cells



Special packing to avoid micro cracks in the cells



German warrantor

ECO LINE FULL BLACK M60/310 - 330 W

Monocrystalline module family

Module type LX - XXXM/158-60+ | XXX = Rated power P_{mp}

Electrical data at STC

Rated power P _{mp} [Wp]	310.00	315.00	320.00	325.00	330.00
P _{mp} range to	316.49	321.49	326.49	331.49	336.49
Rated current I _{mp} [A]	9.68	9.75	9.82	9.88	9.95
Rated voltage V _{mp} [V]	32.05	32.33	32.63	32.92	33.22
Short-circuit current I _{sc} [A]	10.14	10.21	10.28	10.35	10.42
Open-circuit voltage U _{oc} [V]	38.10	38.45	38.79	39.14	39.49
Efficiency at STC up to	18.97%	19.27%	19.57%	19.87%	20.17%
Efficiency at 200 W/m ²	18.08%	18.38%	18.68%	18.96%	19.26%

Electrical data at NOCT

Power at P _{mp} [Wp]	228.93	232.98	237.08	241.00	245.23
Rated current I _{mp} [A]	7.74	7.80	7.87	7.92	7.99
Rated voltage V _{mp} [V]	29.58	29.87	30.14	30.42	30.69
Short-circuit current I _{sc} [A]	8.18	8.24	8.30	8.36	8.42
Open-circuit voltage U _{oc} [V]	35.17	35.50	35.83	36.16	36.50

Specification as per STC (Standard test conditions): irradiance 1000W/m² | module temperature 25°C | Air Mass = 1.5
 NOCT (nominal operating cell temperature): irradiance 800W/m² | wind speed 1 m/sec | ambient temperature 20°C | cell operating temperature 45 +/-2°C | Air Mass = 1.5

Limiting values

Max. system voltage [V]	1000 V or 1500 V
Max. return current [I]	15 A
Operating Temperature	-40 to 85°C
Safety class	II
Max. tested pressure load [Pa] ²	5400
Max. tested tensile load [Pa] ²	2400

Temperature coefficient

Temperature coefficient [V] [I] [P]	-0.30% /°C 0.055% /°C -0.40% /°C
---	--------------------------------------

Specifications

Number of cells (matrix)	60 (6 x 10), three strings in a row 158 mm x 158 mm
Module dimensions (LxWxH) ³ Weight	1665 mm x 1002 mm x 35 mm 19 kg
Front-side glass	3.2 mm tempered highly transparent, anti-reflection solar glass
Frame	stable, anodised aluminium frame
Junction Box	At least IP65
Cable	4 mm ² solar cable, cable length 1 m
Diodes	3 Schottky Diodes
Plug-in connection	MC4 or equivalent with IP67
Hail test (max. hailstorm)	∅ 45 mm impact velocity 23 m/s ± 83 km/h

The specifications and average values can vary slightly. Relevant is the corresponding data of the individual measurement. Specifications are subject to change without notice. Measurement tolerance depending on equipment: rated power +/- 3%, other values +/- 10%. All information given in this data sheet corresponds to DIN EN 50380. A potential light-induced degradation of the power after commissioning is not considered here. Further information in the installation manuals.

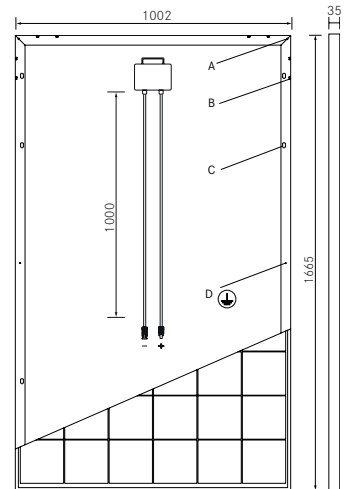
1 The specific warranty conditions are given under www.luxor-solar.com/download.htm

2 Horizontal mounted

3 Tolerance L/W = +/- 3 mm. H +/-2mm, the dimensions given in the order confirmation will be decisive

4 Location and dimensions of holes on request

Back - / Front -/ Side view³

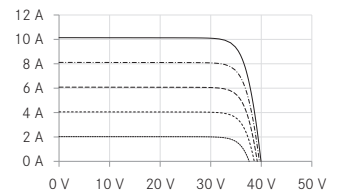


Drilled holes⁴

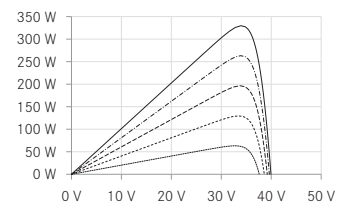
- A: 4 x drainage
- B: 16 x ventilation
- C: 8 x mounting
- D: 2 x earthing

Electrical characteristics

UI-diagram e.g. LX-330M/158-60+

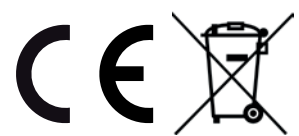


UP-diagram e.g. LX-330M/158-60+



- 200W/m²
- - - 400W/m²
- - - 600W/m²
- 800W/m²
- 1000W/m²

Luxor, your specialised company



Guidelines:
 93/68/EEC
 2014/35/EU, (LVD)
 2014/30/EU, (EMC)

The validity of the certificates/listings for a specific country has to be examined under:
www.luxor-solar.com/download.htm