




LUXOR
solar module manufacturer since 2007



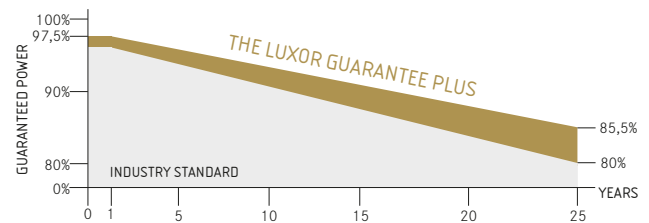
- + SMART: SMART: INTELLIGENCE IN THE PREASSEMBLED JUNCTION BOX
- + SYSTEM MONITORING: OPTIMUM PERFORMANCE FOR EACH MODULE
- + GREATEST FLEXIBILITY IN SYSTEM-DESIGN
- + HIGH CLASS APPEARANCE: EASY INTEGRATION IN BUILDINGS
- + ECO: ESPECIALLY ECONOMIC AND RELIABLE



product guarantee¹



linear performance guarantee¹



ECO LINE SMART HALF CELL FULL BLACK

M108 / 395 - 415 W

MONOCRYSTALLINE MODULE FAMILY, BLACK FRAME



Longlife tested



Power proofed



Safety provided



Selection of components



Cross-linking degree test



Performance surplus of 0 Wp to 6.49 Wp



100% PID free cells




Special packing to avoid micro cracks in the cells



German warrantor

ECO LINE SMART HALF CELL FULL BLACK

M108 / 395-415 W



Monocrystalline module family

Module type LX - XXXM/182-108+ | XXX = Rated power Pmpp

Electrical data at STC

Rated power Pmpp [Wp]	395.00	400.00	405.00	410.00	415.00
Pmpp range to	401.49	406.49	411.49	416.49	421.49
Rated current Impp [A]	12.80	12.88	12.95	13.02	13.09
Rated voltage Vmpp [V]	30.89	31.09	31.30	31.51	31.72
Short-circuit current Isc [A]	13.52	13.60	13.67	13.75	13.82
Open-circuit voltage Uoc [V]	36.77	37.01	37.26	37.51	37.76
Efficiency at STC up to	20.54%	20.79%	21.05%	21.30%	21.56%
Efficiency at 200 W/m ²	19.98%	20.24%	20.48%	20.73%	20.98%

Electrical data at NOCT

Power at Pmpp [Wp]	293.25	296.96	300.67	304.38	308.10
Rated current Impp [A]	10.34	10.40	10.46	10.52	10.57
Rated voltage Vmpp [V]	28.36	28.54	28.74	28.94	29.14
Short-circuit current Isc [A]	10.92	10.99	11.05	11.11	11.17
Open-circuit voltage Uoc [V]	33.94	34.18	34.42	34.66	34.90

Specification as per STC (Standard test conditions): irradiance 1000 W/m² | module temperature 25°C | Air Mass = 1.5
 NOCT (nominal operating cell temperature): irradiance 800 W/m² | wind speed 1 m/sec | ambient temperature 20°C | cell operating temperature 45 +/- 2°C | Air Mass = 1.5

Limiting values

Max. system voltage [V]	1000 V or 1500 V
Max. return current [I]	25 A
Operating Temperature	-40 to 85°C
Safety class	II
Max. tested pressure load [Pa] ²	5400
Max. tested tensile load [Pa] ²	2400

Temperature coefficient

Temperature coefficient [V] [I] [P]	-0.285% /°C 0.049% /°C -0.360% /°C
---	--

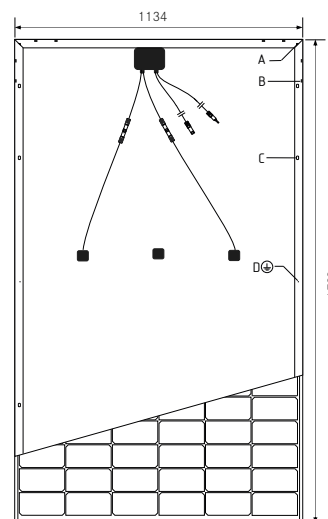
Specifications

Number of cells (matrix)	108 (6x18) 182 mm x 91 mm
Module dimensions (L x W x H) ³ Weight	1722 mm x 1134 mm x 40 mm 23 kg
Front-side glass	3.2 mm tempered, highly transparent, anti-reflection solar glass
Frame	stable, anodised aluminium frame
Junction Box	At least IP67
Cable	Symmetrical cable lengths > 1.2 m and 1.2 m, 4 mm ² solar cable
Diodes	3 Schottky Diodes
Connectors	MC4 or equivalent (IP67)
Hail test (max. hailstorm)	∅ 45 mm impact velocity 23 m/s ± 83 km/h

The specifications and average values can vary slightly. Relevant is the corresponding data of the individual measurement. Specifications are subject to change without notice. Measurement tolerance depending on equipment: rated power +/- 3%, other values +/- 10%. All information given in this data sheet corresponds to DIN EN 50380. A potential light-induced degradation of the power after commissioning is not considered here. Further information in the installation manuals.

- The specific warranty conditions are given under www.luxor.solar/downloads.html
- Horizontal mounted, for details please check mounting instruction
- Tolerance L/W = +/- 3 mm. H +/- 2mm, the dimensions given in the order confirmation will be decisive
- Location and dimensions of holes on request

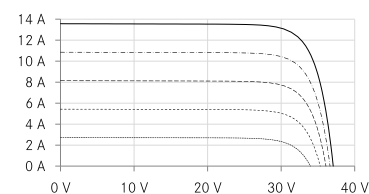
Back - / Frontview³



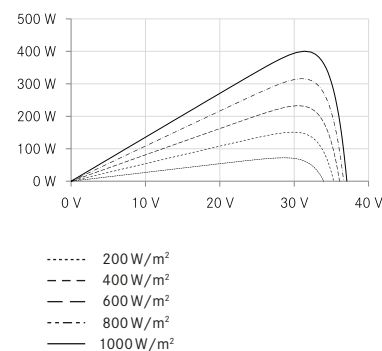
- Drilled holes⁴
- A: 4 x drainage
 - B: 16 x ventilation
 - C: 8 x mounting
 - D: 2 x earthing

Electrical characteristics

UI-diagram e.g. LX-400M/182-108+



UP-diagram e.g. LX-400M/182-108+



Luxor, your specialised company



Guidelines:
 93/68/EEC
 2014/35/EU, (LVD)
 2014/30/EU, (EMC)

The validity of the certificates/listings for a specific country has to be examined under:
www.luxor.solar/downloads.html