











# 384V 10KWH High Voltage


LiFePo4 Battery Module

## FIVEPOWER HV 10KWH



### Product Selling Points

-  Imported core electronic components with a lifespan of 10+ years
-  The component MOS tube can be replaced, which is convenient for after-sales maintenance
-  The relay performs switching operations for tens of thousands of times
-  Up to 10 batteries can be connected in parallel
-  Stronger load power capacity (if 10 units are connected in parallel, the system supports a maximum load of 100kw)
-  High voltage, small current, low cost design for whole system
-  4 safety protection management level
-  Grounding design, anti-surge, and alarm function
-  Parameter Adjustability
-  Floor-to-ceiling type against the wall, with a nut on the back to connect with the wall, anti-fall (optional wheeled version)



### Compatible With Inverter Brands

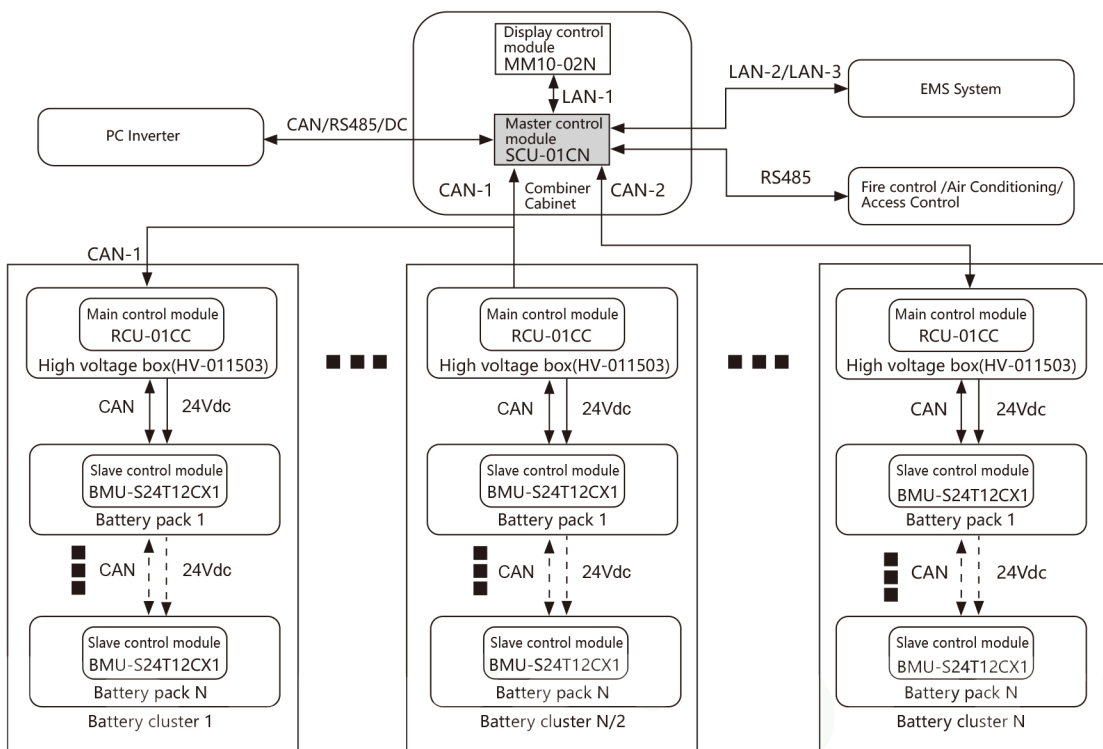
battery BMS supports simultaneous communication and compatible with multiple inverter brands



# Battery System Parameter

Product Model	384V 27Ah
Battery System Rated Voltage	384VDC
Battery System Working Voltage Range	300VDC~438VDC
Rated Capacity	27AH
Cycle Life	6000 times (Initial capacity 80%) @25°C
Configuration	120S1P
Net Weight	≈100KG
System Energy Density Ratio	≥168wh/kg
Charge Current	0.5C(Max. 1C)
Continuous Discharge Current	1C
SOC Working Range	5%-100%
Electrical Insulation	In the full cycle of the battery, the insulation resistance value of any terminal should not be less than 2MΩ
Protection Class	IP45
System Cooling Method	Natural cooling
Delivery SOC	45%
Product Dimension	1100mm (H)*520mm(D)*200mm(T)
Working Temperature	-10°C/65°C (optional heating device below 0°C)

## Features



## BMS Master Control Parameters

<b>Working Voltage</b>	9-32VDC (Single Reverse connect protection), rated DC24V			
<b>Working Temperature</b>	-20°C/65°C			
<b>Current Detection</b>	1200A $\leq$ ±1%			
<b>Consumption</b>	3W (Without load)			
<b>Communication</b>	LAN	Communication rate: 10M/100M	Electrical isolation: 3000VDC	
	CAN	Communication rate: 250K/500K	Electrical isolation: 2500VDC	
	RS485	Communication rate: 9600bps	Electrical isolation: 2500VDC	
	RS232	Communication rate: 9600bps	Electrical isolation: 2500VDC	
<b>Interface</b>	DO Output	High-side output voltage VDC: 9V-32V	Power: 43.8W	
	High-side instantaneous power:72W			
	Dry contact output voltage	24V1A	Electrical isolation	3000VDC
	DI Input	High voltage VDC	9V-32V	Low volatge < 0.5V
<b>Storage</b>	Data record	eMMC storage	8G	External TF card 0~128G
	Storage	512M		
	USB	1*USB2.0		
<b>Insulation Withstand Voltage</b>	Communication	LAN	3000VDC	
		CAN/RS485/RS232	2500VDC	
<b>Monitoring Capability</b>	1 Total controller manages 30 master controllers (about 5.5MWH energy storage)			

## Features

### System runs fast

- Using 32-bit ARM-M3 architecture MCU, the system runs faster;

### Program online upgrade

- Support online program upgrade;

### Flexible system architecture

- Support 2-channel CAN, 2-channel RS485, DO, DI interface, IEC61850 communication protocol, the system architecture is comprehensive and flexible;

### Energy storage system technology

- Meet 1500Vdc energy storage system, high and low voltage electrical isolation 2934Vac and 4149Vdc, creepage spacing 8mm;

### Automatic address encoding

- Support 2-way IO bidirectional port to realize automatic address coding;

### Accurate collection accuracy

- **Insulation:** The optimized design of resistance hardware and software reduces the influence of Y capacitance in the PCS and increases the acquisition cycle by 50%;

- **Current:** Support dual-range Hall sensor and CAN communication digital current loop;

### Collection of battery information

- Collect, analyze, judge and store all battery information in the battery cluster;

### Personalized parameter settings

- Support three-level alarm protection, parameters can be changed.