


SHIELD





SOLAR PV CARPORTS AND CANOPIES FOR PROJECTS OF ALL SIZES

The Polar Shield is a solar canopy solution that is highly configurable, easy to assemble and cost effective. With single, double, and long-span options, it is the industry's most versatile solar carport solution.

KEY PRODUCT BENEFITS

-  **Robust design - perfect for areas with heavy wind, snow or rain**
-  **Multiple configuration options**
-  **Waterproof solutions including gutters and down spouts available**
-  **Multiple foundation options available based on soil conditions: Helical, Spread-footer, Caisson, I-Beam**
-  **Perfect for EV charging stations**
-  **Installation services available**

KEY FEATURES

-  **Fully Configurable**
 - Single row, double row, long-span and custom options
 - Mono-slope, dual-slope design options
 - Custom tilt angles
-  **Weather Protected and Water Management**
 - Durable galvanized steel construction (G90-G235)
 - Corrosion resistant hardware (SS, Magni-Coated, Hot-Dip-Galvanized)
 - Water management and snow guard options
-  **Optimized to the Site**
 - Custom designed to geographic loads and local building codes
 - Optimized span between posts (2-4 parking spots)
 - Multiple foundation solutions
 - Raised concrete piers (optional)
-  **Full Customer Support**
 - Engineering field support
 - Complimentary site layouts
 - Sealed and stamped structural and foundation engineering drawings



POLAR RACKING



CHECK MARK - SHAPE

DOUBLE ROW, THROUGH SLOPE

- Covers double rows
- Check mark slope
- Built-in snow and ice mitigation
- Ideal for large lots that have additional space for parking, such as housing units, commercial buildings



T-SHAPE

DOUBLE ROW, MONO SLOPE

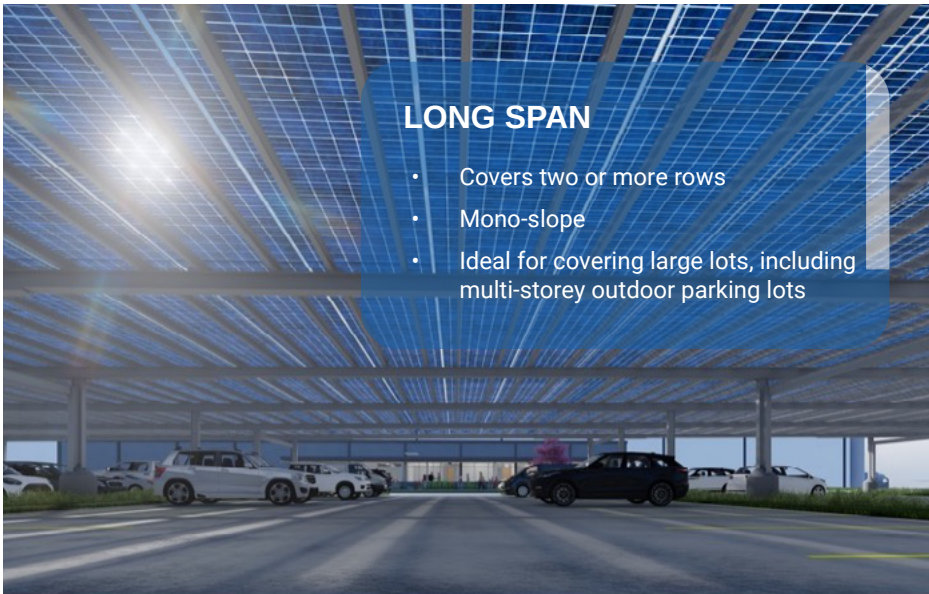
- Covers double rows
- Up-slope and down-slope, mono-slope
- Ideal for large lots that have additional space for parking, such as housing units and commercial buildings



Y-SHAPE


DOUBLE ROW, THROUGH SLOPE

- Covers double rows
- Up-slope (Y-shape slope), through-slope
- Single or dual posts (Pi-shape)
- Ideal for large lots that have additional space for parking, such as housing units, commercial buildings



LONG SPAN

- Covers two or more rows
- Mono-slope
- Ideal for covering large lots, including multi-storey outdoor parking lots



L-SHAPE

SINGLE ROW

- Covers a single row
- Flat or check mark, up-slope, or down-slope
- Ideal for narrow lots, pathways, against retaining wall, fenced area, office, multi-family, affordable housing, community pool, etc.

This document does not create any express warranty by Polar Racking or about its products or services. Polar Racking's sole warranty is contained in the written product manual for each product. The end-user documentation shipped with Polar Racking's products constitutes the sole specifications referred to in the product warranty. The customer is solely responsible for verifying the suitability of Polar Racking's product for each use. Subject to change without notice. Last updated in August 2023.