











430~450W

M10 solar modules Aquaman series

Mono SMBB TopCon large size half cut
double glass module

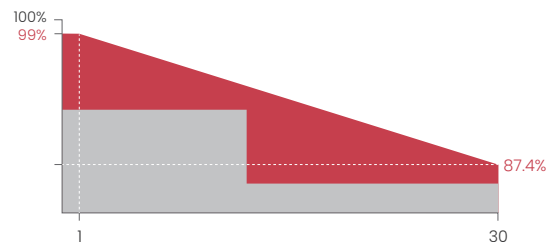
Products can match different installation conditions, taking into account high adaptability and high compatibility. With mature support and inverter scheme, customized design for distributed and centralized ground power stations.

MODULE CHARACTER

-  Light weight
-  Exceptional PID Resistance
-  Salt mist resistance/Ammonia resistance /dust and hail resistance
-  Production process reliability test
-  0~+5W Positive Tolerance
-  **LID** Lower LID / LETID
-  Reduce BOS cost increase ROI
-  Non-destructive cutting

CERTIFICATION

- IEC61215/IEC61730
- ISO9001:Quality Management System
- ISO14001:Environmental Management System
- ISO45001:Occupational Health and Safety Management System



Linear performance warranty



Product warranty

SUNRISE ENERGY CO., LTD

TEL:+86-519-81688389 E-mail:info@sunriseenergy.cn

ADD:No.20 Tongzi River West Road, Zhonglou Development Zone, Changzhou, Jiangsu



Module Type	SR-54M430NHLPro		SR-54M435NHLPro		SR-54M440NHLPro		SR-54M445NHLPro		SR-54M450NHLPro	
Module Efficiency (%)	21.54		21.79		22.05		22.3		22.55	
Tolerance (W)	0~+5		0~+5		0~+5		0~+5		0~+5	
Test Environment	STC	NOCT	STC	NOCT	STC	NOCT	STC	NOCT	STC	NOCT
Maximum Power Pmax(W)	430	324.39	435	328.16	440	331.93	445	335.70	450	339.48
Open Circuit Voltage Voc(V)	38.56	36.83	38.79	37.05	39.02	37.27	39.25	37.49	39.48	37.71
Short Circuit Current Isc(A)	14.26	11.51	14.34	11.58	14.42	11.64	14.50	11.71	14.58	11.77
Maximum Power Voltage Vm(V)	31.86	29.90	32.05	30.07	32.24	30.25	32.43	30.43	32.62	30.61
Maximum Power Current Im(A)	13.50	10.89	13.58	10.95	13.65	11.01	13.73	11.07	13.80	11.13
Cell Type (mm)	M10 TopCon									
Number of Cells (Pcs)	108(6×18)									
Maximum System Voltage (V)	DC1500									
Temp.Coeff.of Voc (%/°C)	-0.29									
Temp.Coeff.of Isc (%/°C)	0.045									
Temp.Coeff.of Pm (%/°C)	-0.25									
Operating Temperature(°C)	-40 to 85									
Nominal Operating Cell Temperature(NOCT) (°C)	45±2									
Max.Series Fuse (A)	25									
Pressure Bearing (Pa)	5400									
Wind Bearing (Pa)	2400									

STC: Irradiance 1000W/m², Cell temperature 25°C, AM1.5
 NOCT: Irradiance 800W/m², Ambient temperature 20°C, Wind speed 1m/s

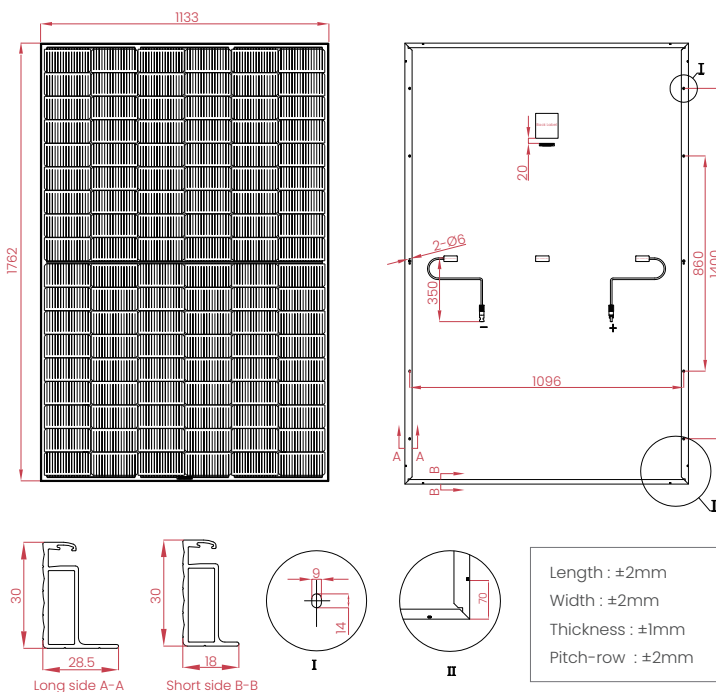
MATERIAL DETAILS

Frame	Anodized aluminum	Net length of Cable	350mm or as customer's requirements
Cell	6×18pcs mono solar cell	Junction Box	IP≥68, TÜV & UL
Diode quantity	3	Cable&Connector	4mm ² , EVO2 or EVO2 compatible
Glass	2×1.6mm Anti-Reflection Coating Heat Strengthened Glass		

PACKING DETAILS

Dimension	1762×1133×30mm	Weight	21kg
Loading Capacity	936pcs/40HC	Packing	36pcs/pallet

ENGINEERING DRAWINGS



IV CURVES

