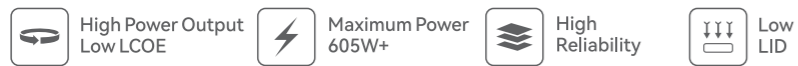




# TWMPF-60HD585-605W

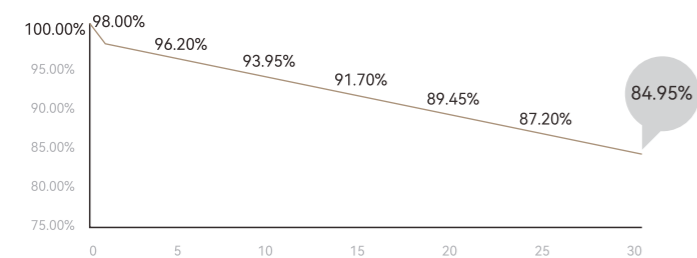
P-type Half-cell Bifacial Module (60)

## PRODUCT FEATURES



## POWER WARRANTY

1st year <2%, 0.45% power degradation per year from 2 to 30 years



**12** 12-year Warranty for Materials

**30** 30-year Warranty for Linear Power Output

## MANAGEMENT SYSTEM AND PRODUCT CERTIFICATION



ISO9001: 2015/Quality Management System  
 ISO14001: 2015/Environment Management System  
 ISO45001: 2018/Occupational Health and Safety Management System



Front



Rear



## Electrical Characteristics (STC)

Module Type: TWMPF-60HDXXX					
Maximum Power: Pmax [W]	585	590	595	600	605
Open Circuit Voltage: Voc [V]	41.04	41.24	41.44	41.64	41.84
Short Circuit Current: Isc [A]	18.30	18.36	18.41	18.46	18.52
Voltage at Maximum Power: Vmp [V]	33.95	34.15	34.35	34.55	34.75
Current at Maximum Power: Imp [A]	17.23	17.28	17.32	17.37	17.41
Module Efficiency: η [%]	20.7	20.8	21.0	21.2	21.4

STC: Irradiance 1000W/m<sup>2</sup>, Cell Temperature 25°C, Air Mass1.5, Measuring Tolerance: ±3%

## Electrical Characteristics (NMOT)

Maximum Power: Pmax [W]	442.6	446.4	450.2	454.0	457.7
Open Circuit Voltage: Voc [V]	38.66	38.84	39.03	39.22	39.41
Short Circuit Current: Isc [A]	14.76	14.80	14.84	14.88	14.93
Voltage at Maximum Power: Vmp [V]	31.67	31.86	32.05	32.23	32.42
Current at Maximum Power: Imp [A]	13.97	14.01	14.05	14.09	14.12

NMOT: Irradiance 800W/m<sup>2</sup>, Ambient Temperature 20°C, Air Mass1.5, Wind Speed 1m/s

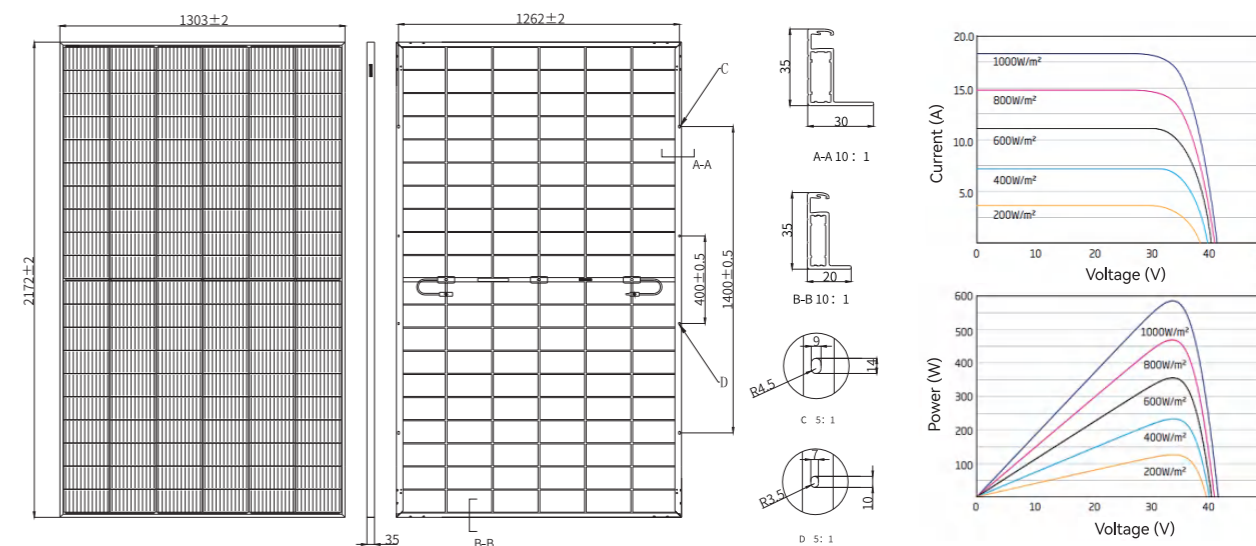
## Electrical characteristics with different rear side power gain

5%	Maximum Power: Pmax[W]	614.3	619.5	624.8	630	635.3
	Module Efficiency: η [%]	21.7	21.9	22.1	22.3	22.4
15%	Maximum Power: Pmax[W]	672.8	678.5	684.3	690.0	695.8
	Module Efficiency: η [%]	23.8	24.0	24.2	24.4	24.6
25%	Maximum Power: Pmax[W]	731.3	737.5	743.8	750.0	756.3
	Module Efficiency: η [%]	25.8	26.1	26.3	26.5	26.7

## Operating Parameters

Operational Temperature	-40°C~+85°C
Maximum System Voltage	1500V DC
Maximum Series Fuse Rating	35A
Power Output Tolerance	0~+5W
Maximum Bifaciality	70±5%

## Drawings (Unit: mm)



## Temperature Ratings

Temperature Coefficient (Pmax)	-0.34%/°C
Temperature Coefficient (Voc)	-0.28%/°C
Temperature Coefficient (Isc)	0.05%/°C
NMOT	45±2°C

## Mechanical Parameters

Cells	TPC
Cell Orientation	120[6X20]
Dimension	2172±2 X1303±2X35mm
Weight	34.8kg
Front Glass	2.0mm high transmittance, AR coated tempered glass
Rear Glass	2.0mm high transmittance, coated tempered glass
Frame	Anodized aluminum alloy frame
Junction Box	IP68, 3 diodes
Output Cable	4.0mm <sup>2</sup>
Cable Length	+400mm, -200mm, length can be customized
Wind/Snow Load	2400Pa/5400Pa
Packaging	31pcs per pallet, 558pcs per 40HC

With technological progress and product updates, there may be deviations between the technical parameters of Tongwei's module products and the technical parameters contained in this specification, and Tongwei Solar has the right to adjust the technical parameters at any time without notifying the customer, the final interpretation of the technical specification is vested in Tongwei Solar.