

# SWXXM2

## 260-280 Watt

POLY CRYSTALLINE MODULE

Positive power tolerance of 0~+3

IEC 61730



### KEY FEATURES



#### System Voltage:

The maximum voltage is promoted to 1500V and the module strings are extended by 50% which reduces the overall system BOS.



#### 5 Busbar Solar Cell:

5 busbar solar cell adopts new technology to improve the efficiency of modules, offers a better aesthetic appearance, making it perfect for rooftop installation.



#### High Power Output:

Polycrystalline 60-cell module achieves a power output up to 280Wp.



#### PID RESISTANT:

Eagle modules pass PID test, limited power degradation by PID test is guaranteed for mass production.



#### Low-light Performance:

Advanced glass and surface texturing allow for excellent performance in low-light environments.



#### Severe Weather Resilience:

Certified to withstand: wind load (2400 Pascal) and snow load (5400 Pascal).



#### Durability against extreme environmental conditions:

High salt mist and ammonia resistance.

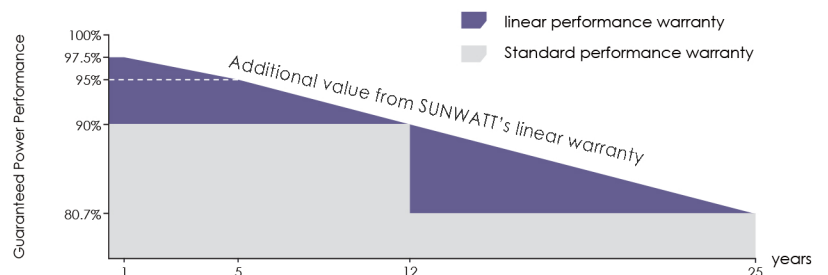


#### Temperature Coefficient:

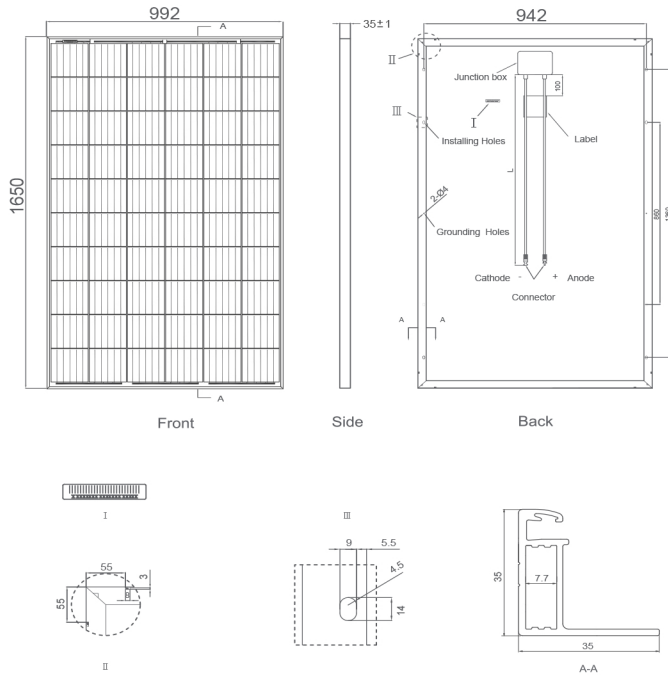
Improved temperature coefficient decreases power loss during high temperatures.

### LINEAR PERFORMANCE WARRANTY

10 Year Product Warranty • 25 Year Linear Power Warranty



## Engineering Drawings



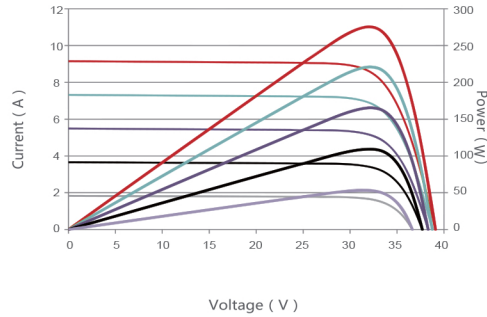
## Packaging Configuration

( Two pallets=One stack )

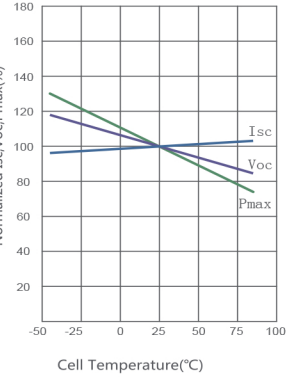
30pcs/pallet, 60pcs/stack, 840 pcs/40'HQ Container

## Electrical Performance & Temperature Dependence

Current-Voltage & Power-Voltage Curves (275W)



Temperature Dependence of Isc, Voc, Pmax



## Mechanical Characteristics

Cell Type	Poly-crystalline 156×156mm (6 inch)
No. of cells	60 (6×10)
Dimensions	1650×992×35mm (65.00×39.05×1.37 inch)
Weight	19.0 kg (41.9 lbs)
Front Glass	3.2mm, Anti-Reflection Coating, High Transmission, Low Iron, Tempered Glass
Frame	Anodized Aluminium Alloy
Junction Box	IP67 Rated
Output Cables	TÜV 1×4.0mm <sup>2</sup> , Length: 900mm or Customized Length

## SPECIFICATIONS

Module Type	SW260M2		SW265M2		SW270M2		SW275M2		SW280M2	
	STC	NOCT	STC	NOCT	STC	NOCT	STC	NOCT	STC	NOCT
Maximum Power (Pmax)	260Wp	193Wp	265Wp	197Wp	270Wp	200Wp	275Wp	204Wp	280Wp	208Wp
Maximum Power Voltage (Vmp)	31.1V	28.7V	31.4V	29.0V	31.7V	29.4V	32.0V	29.8V	32.3V	30.1V
Maximum Power Current (Imp)	8.37A	6.71A	8.44A	6.78A	8.52A	6.80A	8.61A	6.85A	8.69A	6.91A
Open-circuit Voltage (Voc)	38.1V	35.2V	38.6V	35.3V	38.8V	35.4V	39.1V	35.4V	39.4V	35.6V
Short-circuit Current (Isc)	8.98A	7.31A	9.03A	7.36A	9.09A	7.38A	9.15A	7.44A	9.20A	7.99A
Module Efficiency STC (%)	15.88%		16.19%		16.50%		16.80%		17.11%	
Operating Temperature(°C)	-40°C~+85°C									
Maximum system voltage	1500VDC (IEC)									
Maximum series fuse rating	20A									
Power tolerance	0~+3									
Temperature coefficients of Pmax	-0.40%/°C									
Temperature coefficients of Voc	-0.31%/°C									
Temperature coefficients of Isc	0.06%/°C									
Nominal operating cell temperature (NOCT)	45±2°C									

STC: Irradiance 1000W/m<sup>2</sup>

Cell Temperature 25°C

AM=1.5

NOCT: Irradiance 800W/m<sup>2</sup>

Ambient Temperature 20°C

AM=1.5

Wind Speed 1m/s

\* Power measurement tolerance: ± 3