

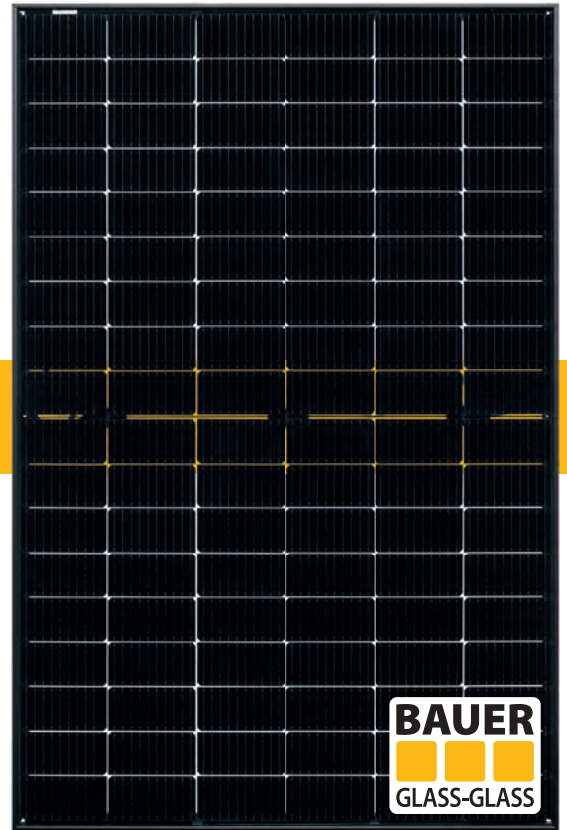


BAUER SOLARTECHNIK

PREMIUM PROTECT

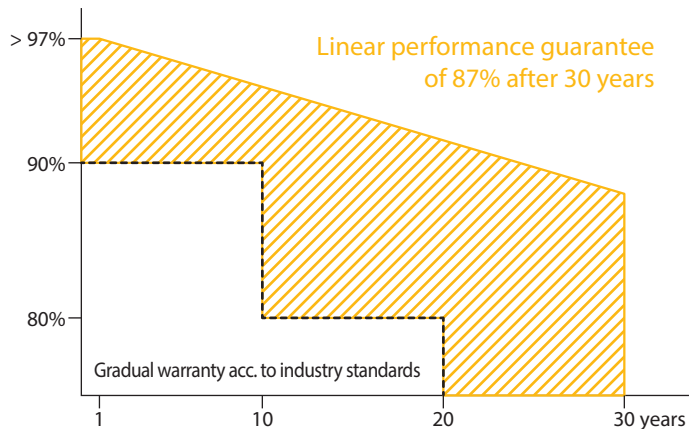
BS-108M10HBB-GG 395 - 405 W

BIFACIAL GLASS-GLASS HALF-CELL MODULE - TRANSPARENT



BAUER guarantees a minimum performance value of 87% after 30 years for the **PREMIUM PROTECT** glass-glass solar modules.

A comparison of **BAUER** glass-glass solar modules performance guarantee to conventional glass-foil modules according to industry standards:



FIRE CLASS A

Maximum fire protection through double glazing according to the highest security requirements



CERTIFICATION

Constant in-house quality controls - certified several times over by accredited inspection bodies



BIFACIAL HALF-CELLS

Up to 30% increase in yield through bifacial cells active on both sides and a transparent backside



GERMAN GUARANTOR

If necessary, it is guaranteed that a German company takes over any claim settlements



PERFORMANCE GUARANTEE

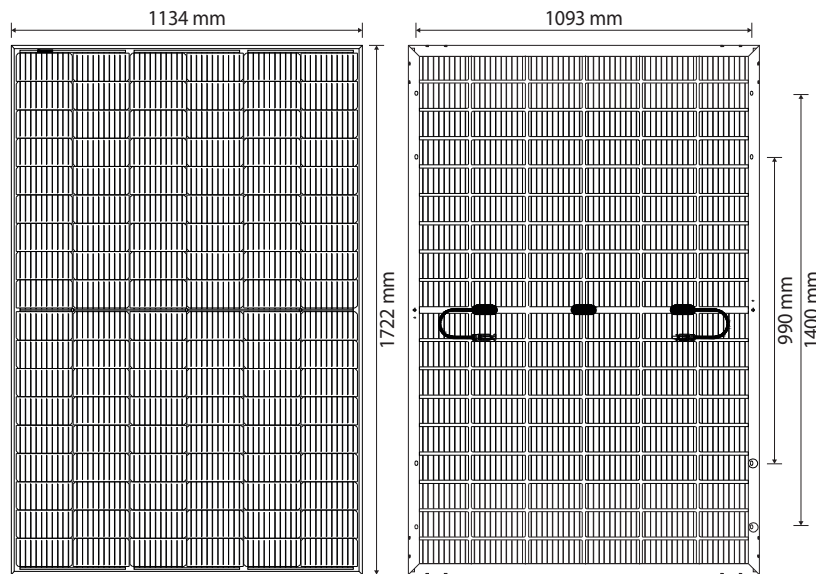
30 year warranty and a linear performance guarantee over a period of 30 years



REINSURANCE COVERAGE

BAUER is reinsured for 12 years of the product's warranty and 25 years of the product's performance guarantee

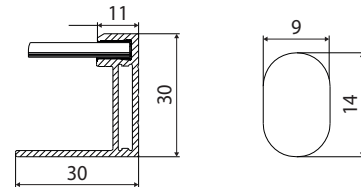
DISTRIBUTION



BAUER SOLARTECHNIK

PREMIUM PROTECT

BS-108M10HBB-GG 395 - 405 W



WARRANTIES¹

- 30 years product warranty
- 30 years performance guarantee

PHYSICAL SPECIFICATIONS

Module dimensions	1722 x 1134 x 30 mm
Weight	24,7 kg
Frame	Anodized aluminium alloy (black)
Frontside	Premium Protect anti-reflection glass, 2 mm
Embedding material	EVA
Backside	Premium Protect anti-reflection glass, 2 mm
Solar cells	108 monocrystalline bifacial half-cells
Bifaciality	70 % ± 5 %
Junction box(es)	IP68, 3 bypass diodes
Cable & connector	1x4 mm ² , 1200 mm, MC4 compatible

OPERATING CONDITIONS

Operating temperature	-40 to 85°C
Static load	5400 Pa (snow/wind)
Hail	Ø 25 mm at 23 m/s

CERTIFICATION

IEC 61215, IEC 61730, fire class A acc. IEC 61730-2

PACKAGING

Modules per pallet	35
Pallets/modules per truck	26/910

ELECTRICAL CHARACTERISTICS²

		BS-395-108M10HBB-GG	BS-400-108M10HBB-GG	BS-405-108M10HBB-GG
Maximum power	P _{max} (W)	395	400	405
Power output tolerance	P _{max} (%)	0 ~ +3	0 ~ +3	0 ~ +3
Open circuit voltage	V _{oc} (V)	37,03	37,20	37,36
Short circuit current	I _{sc} (A)	13,59	13,68	13,78
Voltage at maximum power	V _{mpp} (V)	31,00	31,17	31,36
Current at maximum power	I _{mpp} (A)	12,75	12,84	12,92
Module efficiency	η _m (%)	20,23	20,48	20,74
Bifaciality performance increase*	10 % P _{mpp} (W)	434 (+39)	440 (+40)	445 (+40)
	20 % P _{mpp} (W)	474 (+79)	480 (+80)	486 (+81)
	30 % P _{mpp} (W)	513 (+118)	520 (+120)	526 (+121)
Nominal operating cell temperature	NOCT (°C)	45 +/- 2		
Temperature coefficient of Voc	T _k (Voc)	-0,27 %/°C		
Temperature coefficient of Isc	T _k (Isc)	+0,048 %/°C		
Temperature coefficient of Pmpp	T _k (Pmpp)	-0,30 %/°C		
Maximum system voltage DC (TÜV)	(V)	1500		
Maximum series fuse rating	(A)	30		

*depending on Albedo and irradiation conditions at installation site

¹Nominal value is specified in the written warranty conditions. A possible light-induced degradation in performance is not taken into account. ²Values under Standard Test Conditions (STC): air mass 1,5 AM, irradiance 1000 W/m², cell temperature 25°C. STC measuring tolerance: ±3 % (P_{max}), ±10 % (V_{max}, I_{mpp}, V_{oc}, I_{sc}). The beneficiary under the reinsurance policy is solely Bauer Solar GmbH. Please contact us to get information on how this insurance coverage benefits you as a customer. Note: please read the safety instructions and installation manual before using this product.
Subject to change. © 2023 Bauer Solar GmbH. Effective: 04/04/23.

DISTRIBUTION