


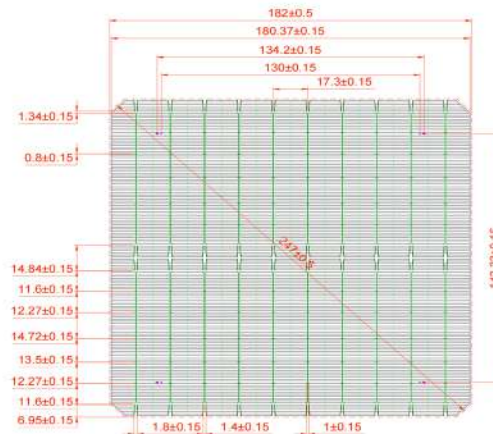

MONO SOLAR CELLS

TOPCON-M10 10BB



QUALITY CONTROL

- The accuracy of efficiency test is controlled within $\pm 0.1\%$.
- Electrical performance, appearance, EL 100% automatic inspection.
- Calibration cells are traceable to Fraunhofer ISE.



The electrical properties of PERC solar cells

转换效率 Eff (%)	功率 P _{mpp} (W)	最大工作电压 U _{mpp} (V)	最大工作电流 I _{mpp} (A)	开路电压 U _{oc} (V)	短路电流 I _{sc} (A)	填充因子 FF(%)
24.5	8.09	0.6081	13.300	0.7091	13.860	82.24
24.4	8.06	0.6073	13.265	0.7083	13.825	82.11
24.3	8.02	0.6065	13.230	0.7075	13.790	81.77
24.2	7.99	0.6059	13.195	0.7069	13.755	81.63
24.1	7.96	0.6054	13.155	0.7064	13.715	81.64
24.0	7.92	0.6040	13.115	0.7050	13.675	81.26
23.9	7.89	0.6032	13.080	0.7042	13.640	81.04
23.8	7.86	0.6024	13.055	0.7034	13.615	80.78
23.7	7.83	0.6016	13.006	0.7023	13.581	80.49
23.6	7.79	0.6008	12.968	0.7012	13.541	80.31
23.5	7.76	0.6000	12.931	0.7004	13.501	80.37

PRODUCT FEATURE

Format	182mm x 182mm ± 0.25 mm, ϕ 247mm ± 0.25 mm
Thickness	170mm ± 30 um
Front	0.036mm ± 0.02 mm wide bus bars, 150 fingers silicon nitride anti-reflection coating
Back	0.036mm ± 0.02 mm wide bus bars, 150 fingers silicon nitride coating

TEMPERATURE INDEX

Tk Voltage:	-0.25%/k
Tk Current:	+0.045%/k
Tk Power:	-0.32%/k
Rsh $\geq 30 \Omega$, I _{rev} ≤ 0.8 A	