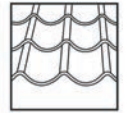


Metal tile roof | clamping system

Clamping system with direct fixing and modules installed in portrait



Vertical module installation – always the right solution


- module clamping in the optimum clamping range
- reduced logistical effort on the roof
- quick and efficient mounting from above
- electrically conductive connection between the mounting system and the roof membrane

product variants

- short rail C24 for the yield-optimised installation
- short rail C47 for excellent module rear ventilation with extra space to the roof covering

Your benefits

- only a handful of components, entirely pre-assembled
- low material costs and easy handling
- high holding forces thanks to chipless direct fixing with building authority-approved thin sheet screws
- only one mounting tool necessary



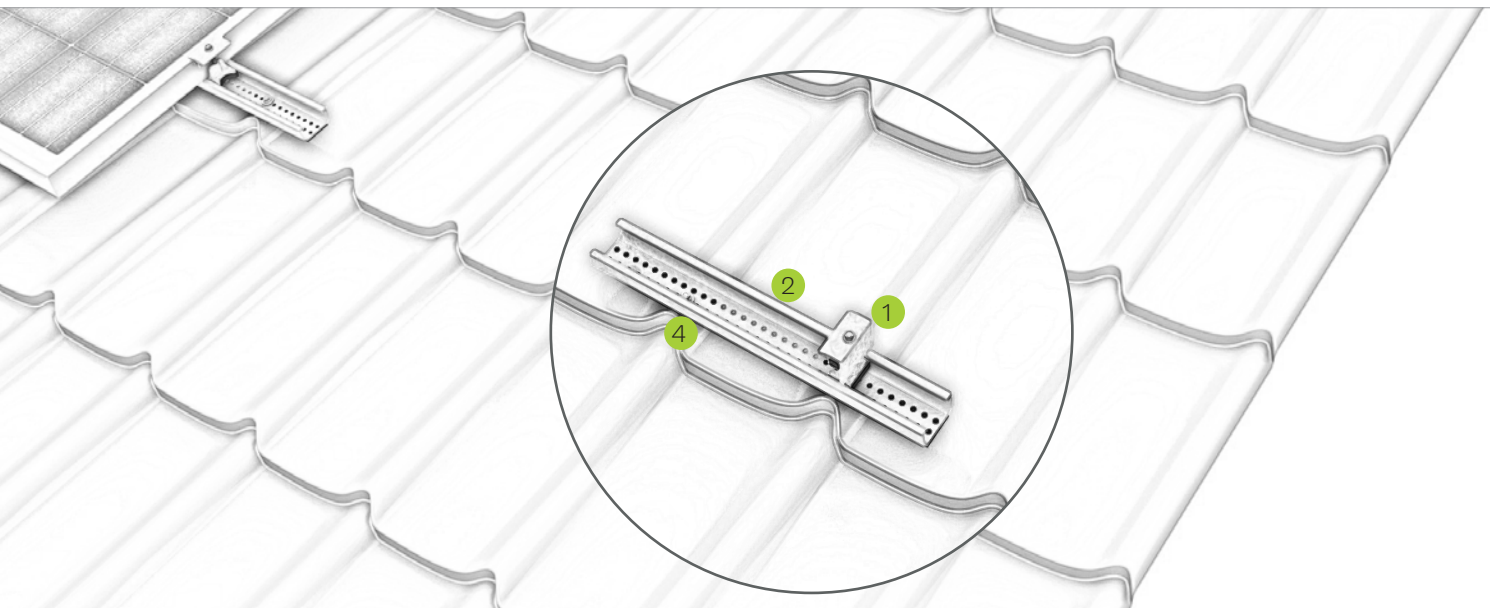
Versions of short rail 385 mm with EPDM seal



Hole pattern short rail for portrait




Middle clamp in short rail C47

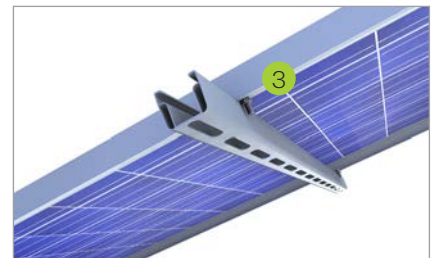


Pic Designation

- 1
Middle and end clamp
 - for frame heights of 30-42 mm and 43-52 mm
 - available in blank and black anodized
- 2
Short rail
 - material-saving fixation on the raised bead
 - entirely pre-assembled with EPDM-sealing and perforations
- 3
Slip guard
 - for fixing modules with mounting holes 6-10 mm for mounting modules in portrait
- 4
Mounting screw
 - building authority-approved for chipless direct fixing
 - high holding forces thanks to funnel formation



Chipless screwing for high holding forces



Slip guard for fixing modules

Mounting video



novotegra GmbH
 Eisenbahnstraße 150 | 72072 Tübingen | Deutschland
 Tel. +49 7071 98987-0, info@novotegra.com
 www.novotegra.com

Subject to changes and errors excepted.
 Last updated: April 2021 / TP