




Monofacial

Bifacial

LP210*210-M-66-MH

Rated Power 645-665W



- No risk of spontaneous detonation
- Bifacial Module is 30% lighter than Dual-Glass Module
- Bifacial cells, provide an additional output
- Ability to breathe, The inner CH3COOH can be released

MBB Cell
New circuit design, lower internal current, lower internal resistance loss.

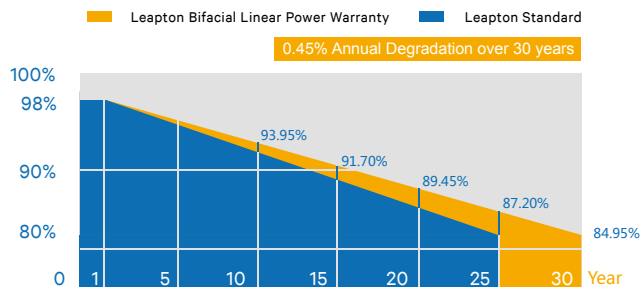
Higher Output Power
Module adopts 210*210mm half cells, bifacial module provide an additional 5%~25% output.

Harsh Environmental Adaptability
Strict salt spray and ammonia corrosion test by TUV Nord.

Low Light Features
Higher performance under low light environment.

PID Protection
Ensure the attenuation probability caused by PID phenomenon is minimized.

Load Capacity
Mechanical load tests including wind load 2400 Pa and snow load 5400 Pa done by TUV Nord.



Headquarter : Lepton Energy Co., Ltd.

Tosei Bldg. 6F, 1-2-1 Aioi-cho, Chuo-ku Kobe-shi, Hyogo, 650-0025, Japan

Manufacturer : Lepton Solar (Changshu) Co., Ltd.

No.9, Sunshine Avenue, Changshu City, Jiangsu, China

+81-78-382-3182

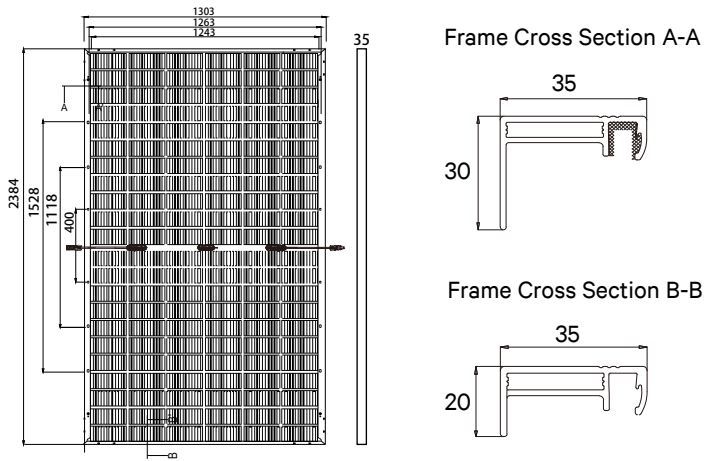
www.leptonenergy.jp

+86-512-88800068

info@leptonenergy.com

www.leptonpv.com

MECHANICAL DIAGRAMS



SPECIFICATIONS

Weight	34kg
Dimensions	2384mm*1303mm*35mm
Cell Dimensions	210*210mm
Cell Amount	66*2 pcs
Maximum System Voltage	1500V
Junction Box	IP68
Frame	Aluminum Alloy
Cable	4mm ² , N 320mm/P 320mm or customized length
Connector	MC4 compatible
Application Level	Class A
Bifaciality	70±5%

ELECTRICAL PARAMETERS AT STC

	645W	650W	655W	660W	665W
Power	645W	650W	655W	660W	665W
Open Circuit Voltage	45.38V	45.58V	45.78V	45.98V	46.18V
Short Circuit Current	18.11A	18.16A	18.21A	18.26A	18.31A
Maximum Power Voltage	37.41V	37.61V	37.81V	38.01V	38.21V
Maximum Power Current	17.24A	17.28A	17.32A	17.36A	17.40A
Module Efficiency	20.76%	20.92%	21.09%	21.25%	21.41%

* Under Standard Test Conditions (STC) of irradiance of 1000 W/m², spectrum AM 1.5 and cell temperature of 25°C.

ELECTRICAL PARAMETERS AT NMOT

	488W	491W	495W	499W	503W
Power	488W	491W	495W	499W	503W
Open Circuit Voltage	42.11V	42.30V	42.48V	42.67V	42.86V
Short Circuit Current	14.85A	14.89A	14.93A	14.97A	15.01A
Maximum Power Voltage	34.68V	34.86V	35.05V	35.24V	35.42V
Maximum Power Current	14.06A	14.09A	14.13A	14.16A	14.19A
Module Efficiency	15.70%	15.82%	15.94%	16.06%	16.18%

* Under Nominal Module Operating Temperature (NMOT), irradiance of 800 W/m², spectrum AM 1.5, ambient temperature 20°C, wind speed 1 m/s.

ELECTRICAL PARAMETERS (AT 10% BIFACIAL POWER OUTPUT)

	690W	696W	701W	706W	711W
Output Power	690W	696W	701W	706W	711W
Open Circuit Voltage	45.38V	45.58V	45.78V	45.98V	46.18V
Short Circuit Current	19.38A	19.43A	19.48A	19.53A	19.58A
Maximum Power Voltage	37.41V	37.61V	37.81V	38.01V	38.21V
Maximum Power Current	18.45A	18.49A	18.54A	18.59A	18.64A

TEMPERATURE CHARACTERISTICS

NMOT	41±3°C	Temp Coefficient of ISC	+0.04 %/°C
Temp Coefficient of VOC	-0.25%/°C	Temp Coefficient of Pmax	-0.34%/°C

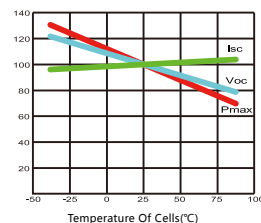
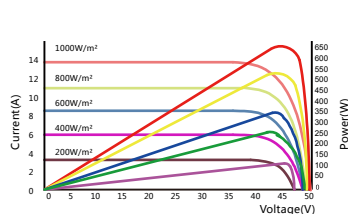
PACKING CONFIGURATION

Modules/Pallet	32 Pieces	Modules/40'Container	576 Pieces
Packing Description	18 Pallets, Total=(32+32)x9=576 Pieces		

CHARACTERISTICS

LP210*210-M-66-MH-660W

LP210*210-M-66-MH-660W



MAXIMUM RATING

Output Tolerance	0~+5W
Operating Temperature	-40°C~+85°C
Wind Load/Snow Load	2400pa/5400pa
Fuse Current	30A

15 YEARS Quality Warranty

30 YEARS Power Warranty

Headquarter : Leapton Energy Co., Ltd.

📍 Tosei Bldg. 6F, 1-2-1 Aioli-cho, Chuo-ku Kobe-shi, Hyogo, 650-0025, Japan

☎ +81-78-382-3182

🌐 www.leaptonenergy.jp

Manufacturer : Leapton Solar (Changshu) Co., Ltd.

📍 No.9, Sunshine Avenue, Changshu City, Jiangsu, China

☎ +86-512-88800068

✉ info@leaptonenergy.com

🌐 www.leaptonpv.com