


SunPlus Premium Performance 210 PERC Module (40 pcs)



385W-405W

◆ Product Features



High Efficiency

Energy density is increased by utilizing multi-busbar (MBB) and half-cut-cell technology, boosting the overall module efficiency upto 21.0%.



High Reliability

Passed the test under conditions three times higher than IEC standard, 12-year material warranty, 25-year power warranty.



PID-Resistant

The degradation caused by PID effect is minimized through state-of-the-art manufacture technology and strict material management.



Minimized Hidden Cracks

The adoption of MBB technology provides greater resistance to hidden cracks and improves busbar durability.



Superior Load Capacity

Certified for 2400 Pa wind load and 5400 Pa snow load.



Outstanding Low Irradiance Performance

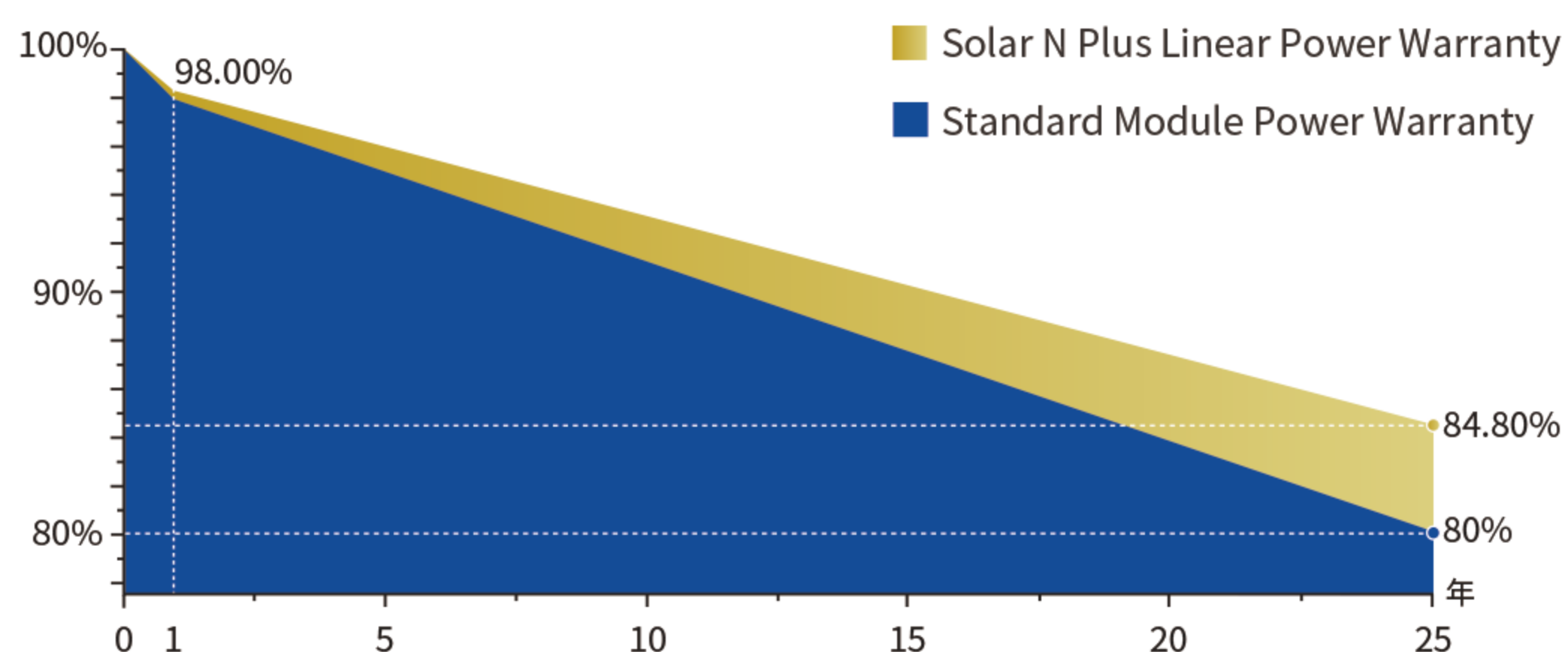
Exceptional efficiency and output power under weak light conditions such as haze and cloudy weather.

◆ Comprehensive Quality Management System and Product Certificates

- Passed various long-term reliability tests.
- EL tests are performed before and after lamination to ensure the reliability of the module.
- Adopted strict international standard management systems, including ISO 9001, ISO 14001, and OHSAS:18001.
- Passed various rigorous environmental tests, including salt spray, ammonia, and dust-proof tests according to IEC 61701, IEC 62716 and DIN EN 60068-2-68.



◆ Linear Performance Warranty



SP-G12/80H385W-405W

ELECTRICAL CHARACTERISTICS (STC)

Maximum Power (Pm)	W	385	390	395	400	405
Power Tolerance	W	0~+5W				
Maximum Power Voltage (Vm)	V	23.7	24.0	24.2	24.4	24.6
Maximum Power Current (Im)	A	16.19	16.26	16.32	16.39	16.45
Open Circuit Voltage (Voc)	V	28.6	28.9	29.1	29.4	29.6
Short Circuit Current (Isc)	A	17.19	17.26	17.33	17.40	17.47
Module Efficiency (ηm)	%	20.0	20.2	20.5	20.7	21.0

STC:AM=1.5, irradiance=1000W/m², module temperature=25°C

ELECTRICAL CHARACTERISTICS (NOCT)

Maximum Power (Pm)	W	291	295	299	302	306
Maximum Power Voltage (Vm)	V	22.1	22.3	22.5	22.7	22.9
Maximum Power Current (Im)	A	13.16	13.22	13.27	13.33	13.37
Open Circuit Voltage (Voc)	V	27.0	27.2	27.5	27.7	27.9
Short Circuit Current (Isc)	A	13.85	13.91	13.96	14.02	14.07

NMOT: irradiance=800W/m², environment temperature=20°C, wind speed=1m/s

MECHANICAL SPECIFICATIONS

External Dimension (L×W×H)	1760m×1098m×35mm
Solar Cells	80-cell (5x16)/Mono/12BB(210mm)
Weight	21.5kg
Glass	3.2mm High-transparency anti-reflective coated tempered glass
Frame	Anodized aluminum alloy, silver color
Junction Box	IP68
Output Cables	300mm(+)/300mm(-), 4mm ² or Customized Length
Connector	Compatible with MC4 or MC

APPLICATION CONDITIONS

Maximum System Voltage	1500VDC (TUV)
Maximum Series Fuse Rating	25A
Operating Temperature	-40°C ~ +85°C
Mechanical Load	5400Pa/2400Pa
Hail Impact Testing	Φ25mm Hail, impacting at a velocity of 23 m/s from a distance of 1m.
Application Rating	Class A

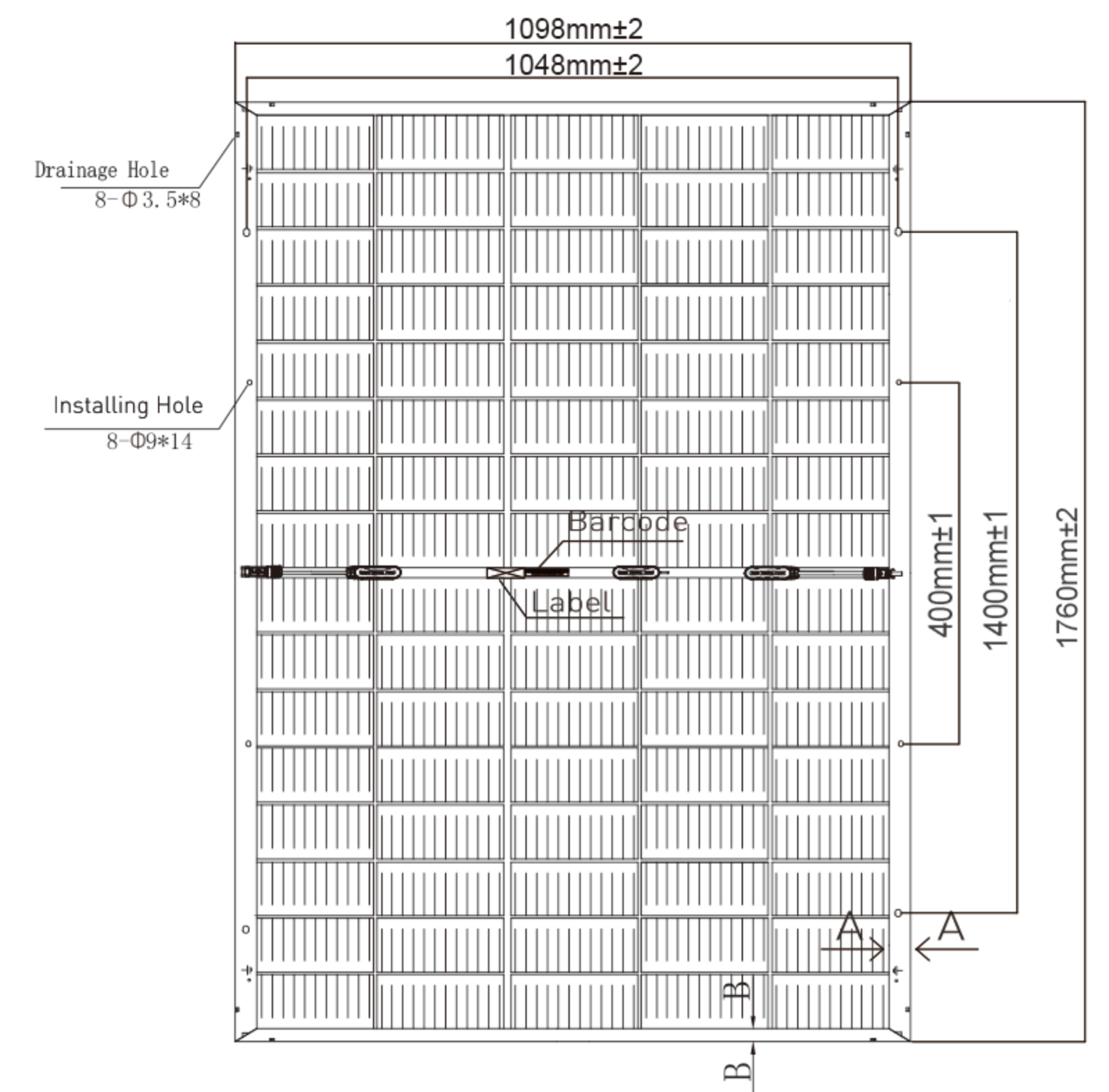
TEMP CHARACTERISTICS

Nominal Module Operating Temperature	43±2°C
Temperature Coefficient of Power	-0.340%/°C
Temperature Coefficient of Voltage	-0.250%/°C
Temperature Coefficient of Current	+0.040%/°C

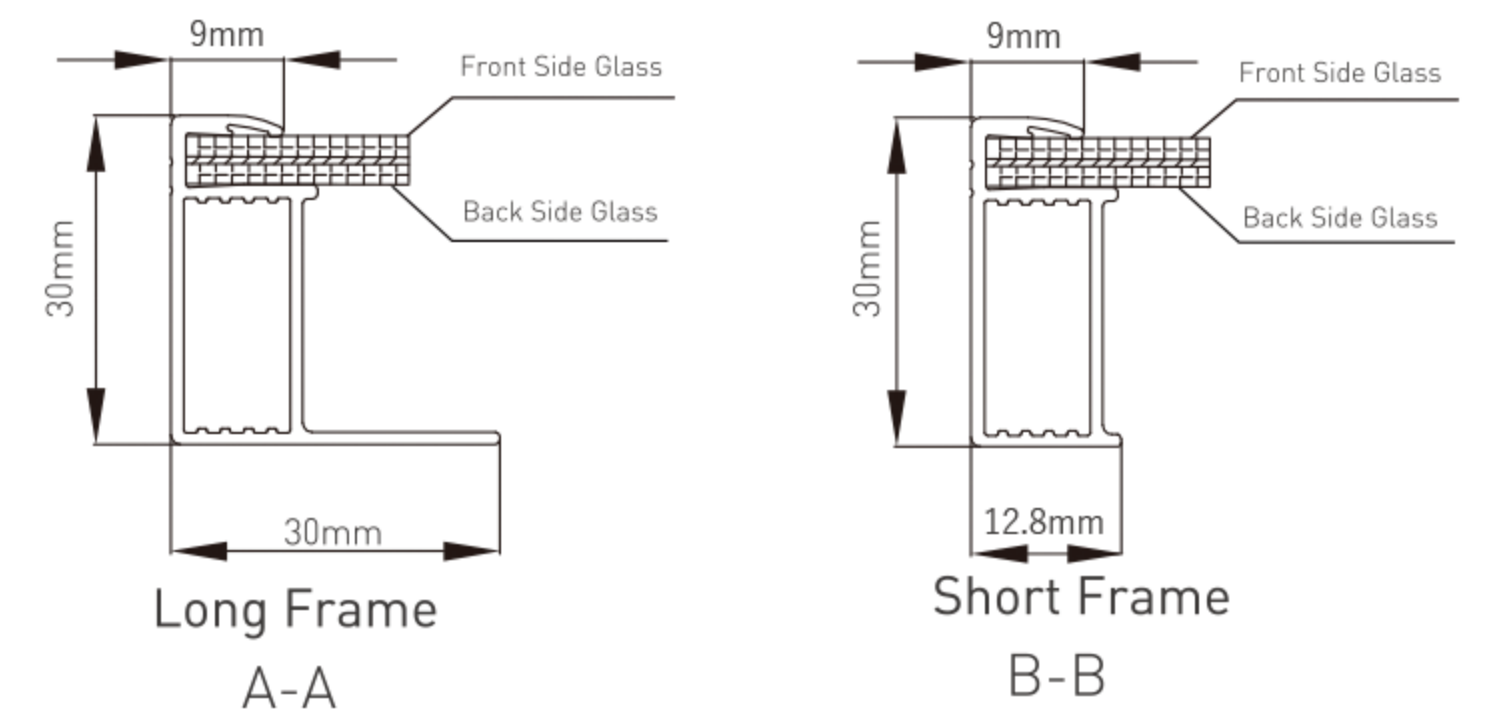
PACKING CONFIGURATION

Pieces per Pallet	31
Pieces per Container (17.5m)	1116

Module Dimension

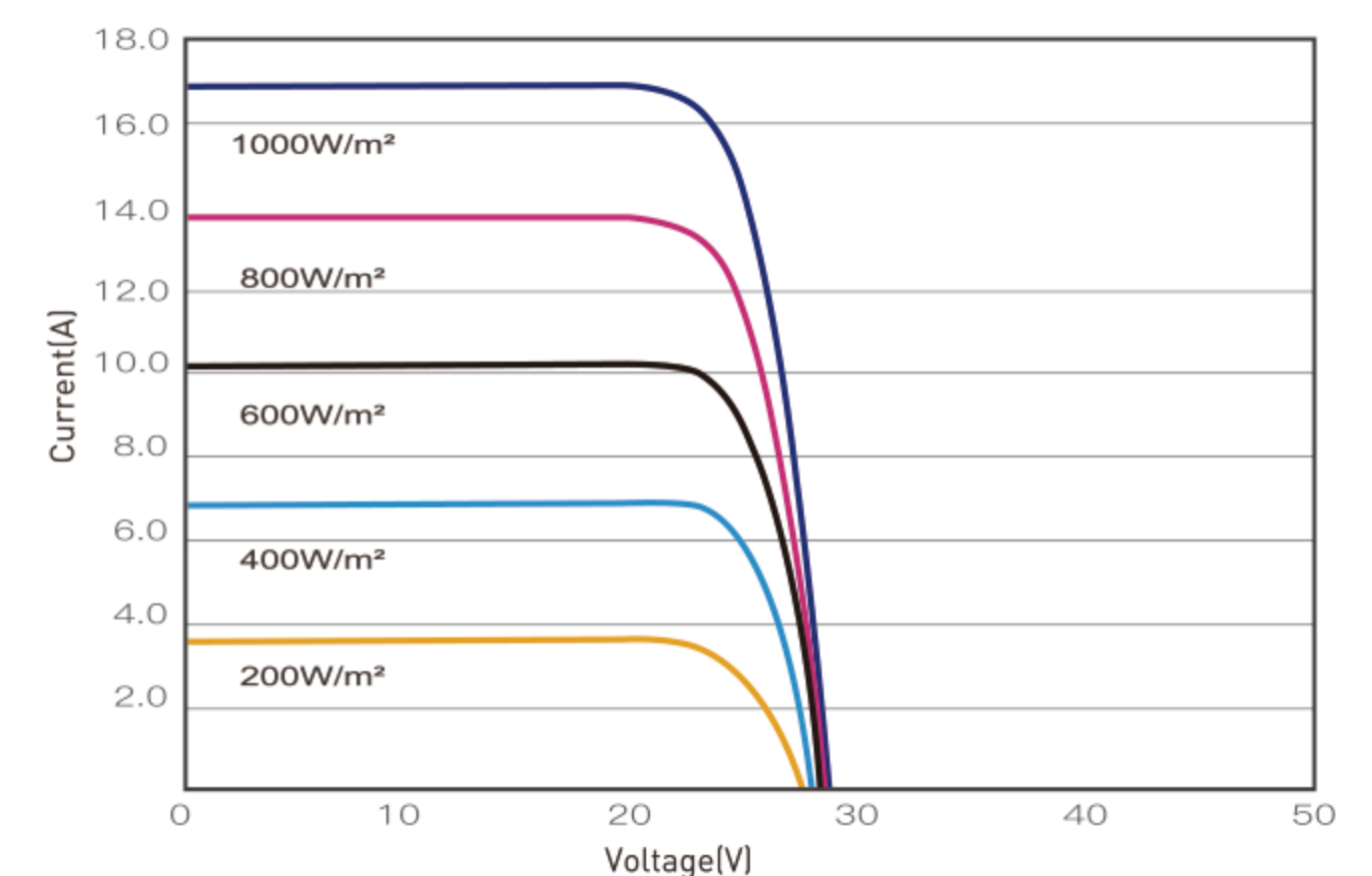


Back View

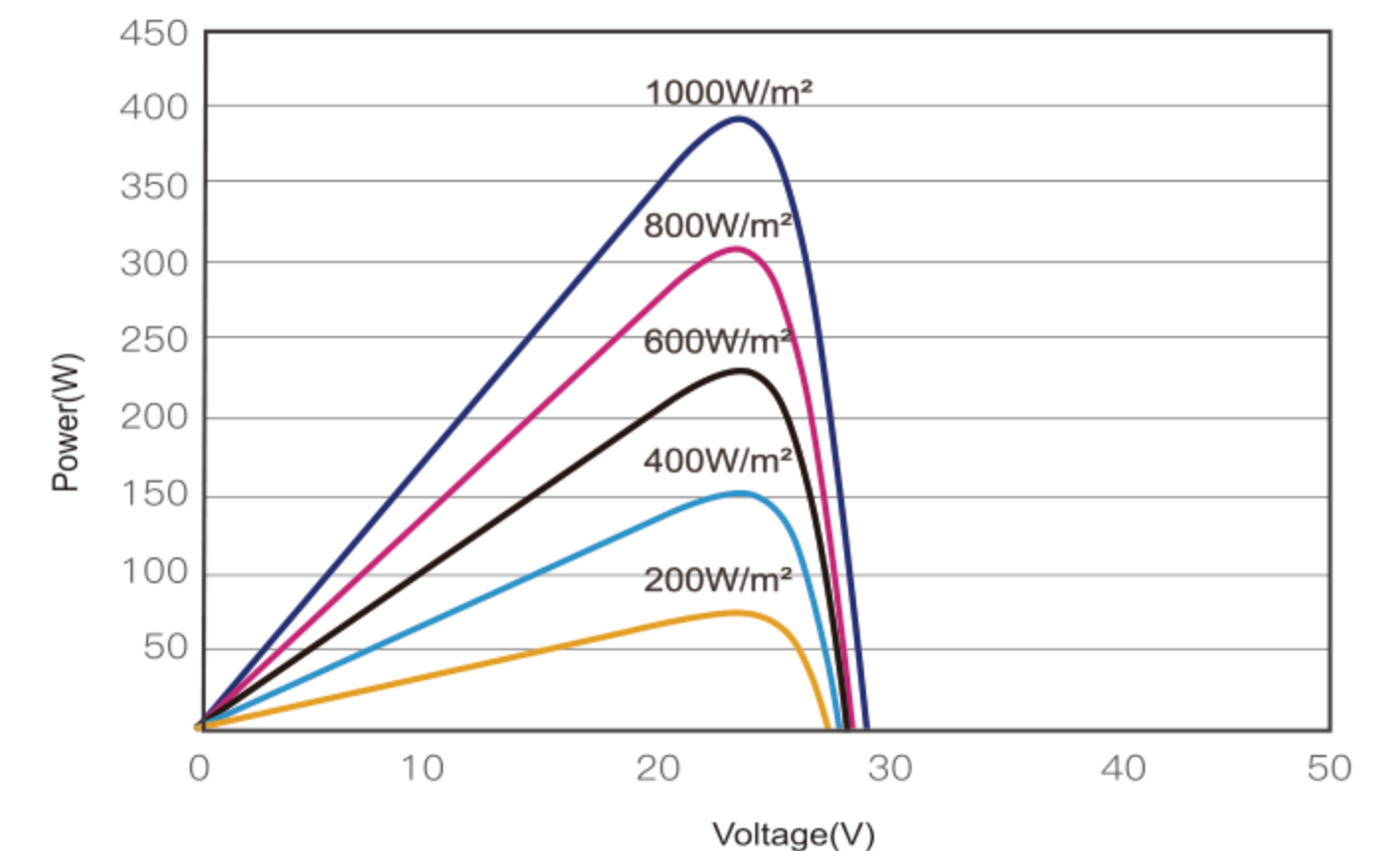


I-V CURVE

I-V Curves of 395W at different irradiance



I-V Curves of 395W at different cell temperature



Solar N Plus New Energy Technology Co., Ltd.

☞ No.1 Jianye Road, SCP Suchu High-tech Industrial Development Zone, Chuzhou City, Anhui, China
 ☎ 86-025-52806120
 🌐 www.solarnplus.com

Specifications are subject to change without prior notice.
 SolarPlus reserves the right of final interpretation.
 SolarPlus20221114