

**QUALITY DESIGN
GREAT DURABILITY
EASY INSTALLATION**



POLY 60PCS SERIES MODULE

*Industry leading module power output warranty
International quality, safety and performance
certifications.*

*Manufacturing facility certified to ISO9001 quality
management system standards.*

*Beautiful appearance, good durability & easy
installation.*

*Special design in accordance with requirements
of customers.*



**FOR PRODUCT DEFECTS IN
MATERIALS / WORKMANSHIP**



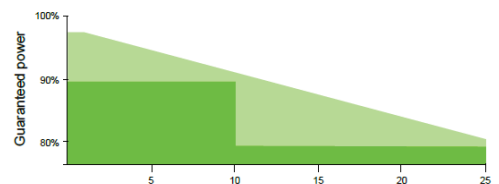
**FOR 90% OF WARRANTED
MINIMUM POWER OUTPUT**



**FOR 80% OF WARRANTED
MINIMUM POWER OUTPUT**



LINEAR WARRANTY

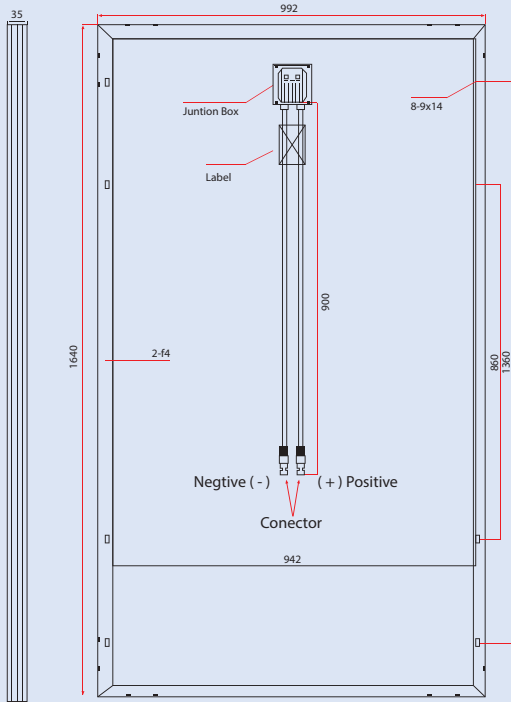




SR-285/280/275/270-60P

Product Specification

DIMENSIONS AND STRUCTURE



ELECTRICAL PARAMETERS AT STANDARD TEST CONDITIONS (STC:AM=1.5, 1000W/M2, CELLS TEMPERATURE 25°C)

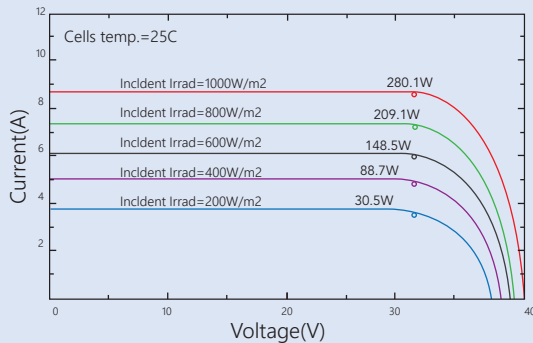
Typical type	285W	280W	275W	270W
Max power (Pmax)	285	280	275	270
Max power voltage (Vmp)	31.50	31.40	31.10	30.90
Max power current (Imp)	9.05	8.92	8.84	8.73
Open circuit voltage (Voc)	38.80	38.20	38.10	37.90
Short circuit current (Isc)	9.47	9.40	9.32	9.22
Cell efficiency (%)	20.12	19.55	19.03	18.86
Module Efficiency (%)	17.51	17.21	16.90	16.59
Max system voltage	DC 1000(TUV)			
Maximum Series Fuse Rating	15A			

MECHANICAL DATA

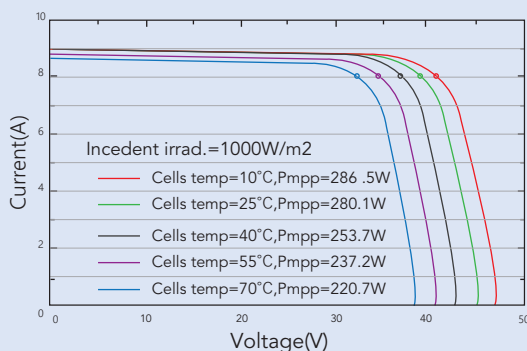
Dimensions	1640×992×35mm
Weight	18kgs
Front glass	3.2 mm tempered glass
Output cables	4 mm ² length 900 mm
Connectors	MC4 compatible ≥IP67
Cell type	Poly Cell 156.75*156.75 mm
Number of cells	60 cells in series

I-V CURVE

I-V CURVES AT DIFFERENT IRRADIANCE



I-V CURVES AT DIFFERENT TEMPERATURE



TEMPERATURE CHARACTERISTICS

Temp.Coeff.of Isc(TK Isc)	0.05% / °C
Temp.Coeff.of Voc(TK Voc) °C Temp.Coeff.of	(-0.32%) / °C
Pmax(TK Pmax)	(-0.41%) / °C
Operating temperature	(-40~+85%) °C
Normal operating cell temperature	45±2°C

PACKING CONFIGURATION

Container	20 GP	40 GP	40 HQ
Pieces per pallet	60	60	66
Pallets per container	6	14	14
Pieces per container	360	840	924

TESTS, CERTIFICATIONS

Standard tests	IEC 61215, IEC 61730
System certs	ISO 9001, ISO14001
Certifications	CQC, TUV, CE, MCS, CEC, CHUBB
Withstand extreme wind	Withstand extreme wind(2400 Pascal)
Snow loads testing	Snow loads(5400 Pascal)
Positive tolerance	0~+5W
Junction box	≥IP67