




SpolarPV
Easy Invest, More Returns



21.42 %
Module efficiency

390 W
Highest power output



Product warranty



Linear power warranty

SPV390-PM6-120

365-390Watt



High Efficiency

Higher power conversion efficiency benefited from advanced Passivated Emitter and Rear Cell (PERC) technology.



Anti-reflection

Less than 20% reflectivity with minimum glare.



Low-light Performance

Certified to withstand: wind load (2400 Pa), snow load (5400 Pa) and hail strike.



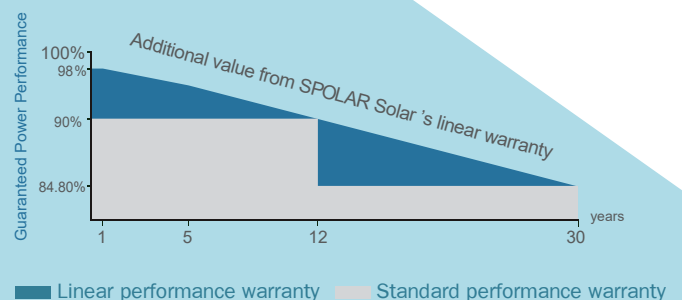
Severe Weather Resilience

Advanced glass and cell surface texture designs ensure excellent performance in low environment.



Durability against extreme environmental conditions

High salt mist resistance certified by IEC 61701, suitable for coastal areas.



ISO9001:2016 ISO14001:2016
OHSAS18001:2011 certified factory.
IEC61215 IEC61730 certified products.

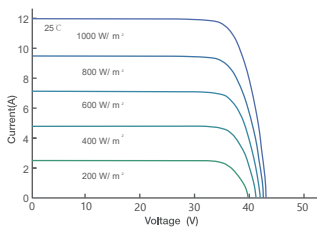
Electrical Characteristics at Standard Test Conditions (STC)

Module Type	SPV365-PM6-120	SPV370-PM6-120	SPV375-PM6-120	SPV380-PM6-120	SPV385-PM6-120	SPV390-PM6-120
Maximum Power - Pmax (W)	365	370	375	380	385	390
Maximum Power Voltage - Vmp (V)	34.21	34.39	34.60	34.81	35.10	35.27
Maximum Power Current - Imp (A)	10.66	10.77	10.85	10.91	10.97	11.06
Open-circuit Voltage - Voc (V)	41.10	41.30	41.50	41.70	41.90	42.10
Short-circuit Current - Isc (A)	11.50	11.60	11.70	11.80	11.90	12.00
Module Efficiency STC (%)	20.05 %	20.32 %	20.60 %	20.87 %	21.14 %	21.42 %

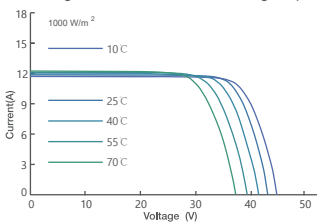
Electrical Characteristics at Normal Operating Cell Temperature (NOCT)

Module Type	SPV365-PM6-120	SPV370-PM6-120	SPV375-PM6-120	SPV380-PM6-120	SPV385-PM6-120	SPV390-PM6-120
Maximum Power - Pmax (W)	275	279	283	287	290	293
Maximum Power Voltage - Vmp (V)	32.21	32.39	32.61	32.81	32.95	33.08
Maximum Power Current - Imp (A)	8.53	8.61	8.66	8.73	8.80	8.86
Open-circuit Voltage - Voc (V)	38.70	38.79	39.11	39.30	39.47	39.66
Short-circuit Current - Isc (A)	9.20	9.29	9.35	9.43	9.50	9.56
Power Tolerance	0 ~ +3W		Operating Temperature (°C)		-40 °C ~ +85 °C	
Temperature Coefficients of Pmax	-0.35% / °C		Maximum System Voltage		1500 V	
Temperature Coefficients of Voc	-0.275% / °C		Maximum Series Fuse Rating		25 A	
Temperature Coefficients of Isc	0.045% / °C		Nominal Operating Cell Temperature		45 ± 2 °C	

Current-Voltage Curve under different irradiance

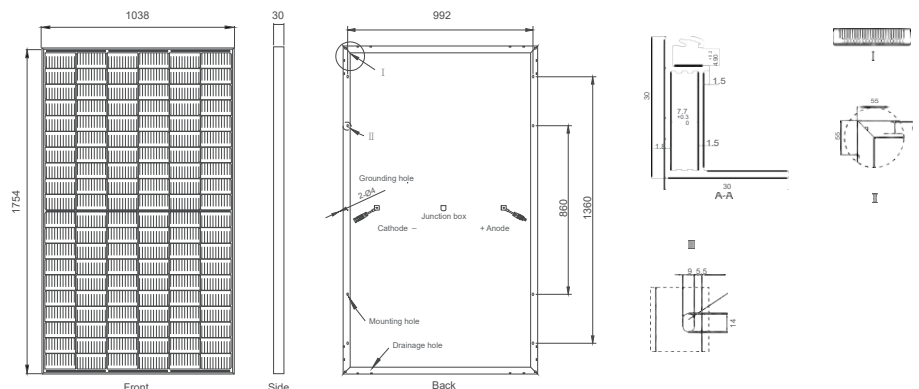


Current-Voltage Curve under different working temperatures



Mechanical Characteristics

Cell Type	Mono-crystalline PERC 166x83 mm
No. of Cells	120 (6x20)
Dimensions	1754x1038x30 mm
Weight	19.0 kg
Glass	3.2mm, High Transmission, Low Iron, Tempered Glass
Frame	Anodized Aluminium Alloy
Junction Box	IP68, MC4 Compatible, 3 Bypass Diode
Output Cables	1x4.0 mm ² , Length: 300 mm or Customized Length
Packaging Configuration	77pcs/stack, 1001pcs/40'HQContainer (Two pallets=One stack)



www.spolarpv.com