

## MSD500M-132

Mono Half-cut Single/Double Glass Module

480-505/MB Series

### INTRODUCTION

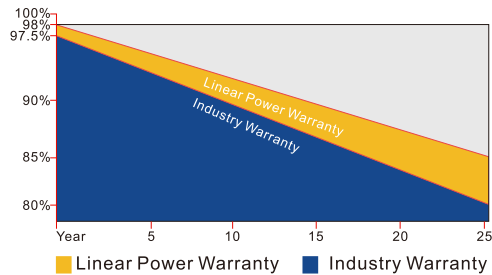
MONO half-cut single / double glass module, assembled with multi-busbar PERC technique and half-cut structure, which can not only absorb the energy from the front of the module, but also absorb the reflected light and the scattered light from the back, offer the advantages of higher power output, reduce shading effect on the energy generation, enhance the mechanical load bearing capacity as well.

## LCOE save 6-8%

- ↓6% Saving logistics cost
- ↓7% Saving cable cost
- ↓8% Saving bracket cost
- ↓9% Saving labor cost

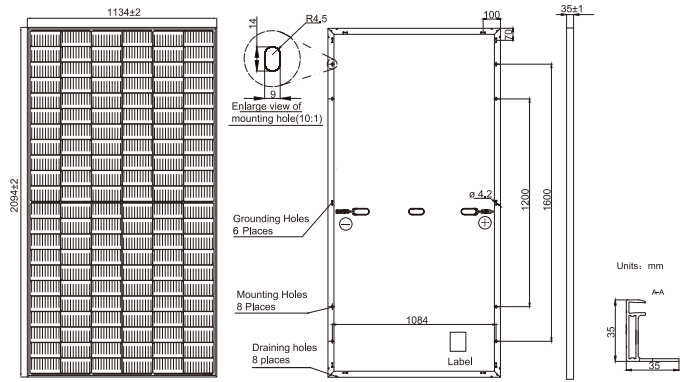
### First-class Quality Assurance

- 10-year warranty for material and technology
- 25-year linear power output warranty



### Comprehensive Certificates

- IEC61215, IEC61730
- ISO9001:2015 Quality management systems
- ISO45001: Environmental management systems
- ISO45001:2018 Occupational health and safety management systems



PS: Frame color and cable length can be customized

### Electrical Parameters at STC

Module Type	MSD480P	MSD485P	MSD490P	MSD495P	MSD500P	MSD505P
Rate Maximum Power( Pmax/W)	480	485	490	495	500	505
Module Efficiency(%)	20.20	20.40	20.60	20.80	21.10	21.30
Open Circuit Volatge(Voc/V)	45.02	45.18	45.33	45.49	45.65	45.79
Short Circuit Current(Isc/A)	13.66	13.73	13.79	13.86	13.92	13.99
Voltage at Pmax(Vmp/V)	37.71	37.87	38.02	38.18	38.33	38.50
Current at Pmax(Imp/A)	12.73	12.81	12.89	12.97	13.05	13.12
Power Tolerance	0~+5w					
Temperature Coefficient of Isc	+0.046%/°C					
Temperature Coefficient of Voc	-0.276%/°C					
Temperature Coefficient of Pmax	-0.350%/°C					
STC	Irradiance 1000W/m <sup>2</sup> Cell Temperature 25°C AM1.5					

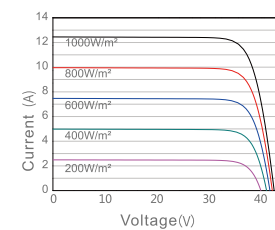
Remark: Electrical data in this catalogue does not refer to a single module, and it's not part of the offer. It only serves for the comparison among different module types.

### Electrical Parameters at NOCT

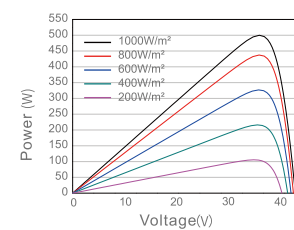
Module Type	MSD480P	MSD485P	MSD490P	MSD495P	MSD500P	MSD505P	Operating Conditions
Rate Maximum Power( Pmax/W)	363	366	370	373	377	381	Operating Temperature -40~+85°C
Open Circuit Voltage(Voc/V)	42.16	42.31	42.46	42.60	42.75	42.89	Maximum System Voltage 1500VDC
Short Circuit Current(Isc/A)	10.98	11.06	11.12	11.19	11.26	11.33	NOCT 45±2°C
Voltage at Pmax(Vmp/V)	35.48	35.61	35.73	35.86	35.99	36.11	Fireproof Performance Glass C
Current at Pmax(Imp/A)	10.23	10.28	10.36	10.41	10.48	10.56	Maximum Series Fuse 25A
NOCT: Irradiance 800W/m <sup>2</sup> Ambient Temperature 20°C Wind at 1m/S AM1.5							Temperature Coefficient of Voc -0.276%/K
							Temperature Coefficient of Isc +0.046%/K

### Characteristics

Current Voltage Curve MSD500P



Power Voltage Curve MSD500P



Current Voltage Curve MSD500P

