




CH2 SERIES HYBRID SOLAR INVERTER



CH2-29.9K-T4 | CH2-30K-T4 | CH2-40K-T5
CH2-50K-T6 | CH2-63K-T6

22.5A Max 22.5A input current to better match high power panel


200% 200% PV oversizing


 AC retrofit & easy installation

10 Parallel connection up to 10PCS, easy for expansion

UPS With UPS function switch time $\leq 10\text{ms}$

100% Supported 100% three phase voltage imbalance

 Type II AC & DC surge protection

 Generator compatibility



MODEL	CH2-29.9K-T4	CH2-30K-T4	CH2-40K-T5	CH2-50K-T6	CH2-63K-T6
DC Input					
Max. PV Array Power [Wp]@STC	59800	60000	80000	100000	1260000
Max. DC Voltage [V]	1000				
MPPT Voltage Range [V]	200 ~ 850				
Rated DC Voltage [V]	600				
Start Voltage [V]	180				
Max. DC Input Current [A]	4*45		5*45		6*45
Max. DC Short Circuit Current [A]	4*56.5		5*56.5		6*56.5
Number of Strings per MPPT	2		2		2
Battery Parameters					
Battery Type	LiFePO4				
Battery Voltage Range [V]	180 ~ 800				
Max. Charging/Discharging Current [A]	3*50				
AC Output [On-grid]					
Rated AC Power [W]	29900	30000	40000	50000	63000
Max. Apparent Power [VA]	29900	33000	44000	55000	63000
Max. Output Current [A]	45.4	50.0	66.7	83.4	95.5
Rated AC Voltage/Range [V]	3L+N+PE/3L+PE,380/400/415				
Rated Output Frequency/Range [Hz]	50,60/45 ~ 55,55 ~ 65				
Power Factor [cos φ]	1.0 leading ~ 1.0 lagging				
Total Harmonic Distortion [THDi]	<3%				
AC input [On-grid]					
Rated AC Voltage/Range [V]	3L+N+PE/3L+PE,380/400/415				
Rated Output Frequency [Hz]	50,60				
Max. Input Current [A]	150				
AC Output [Back-up]					
Max. Output Power [VA]	29900	33000	44000	55000	63000
Peak Output Apparent Power [VA]	29900	45000,10s	60000,10s	63000,10s	63000,10s
Rated AC Voltage/Range [V]	3L+N+PE/3L+PE,380/400/415				
Rated Output Frequency/Range [Hz]	50,60/45 ~ 55,55 ~ 65				
Output THDv (@ Liner Load)	<3%				
Efficiency					
Max. Efficiency	98.6%				
Euro Efficiency	98.0%				
Max. Battery to AC Efficiency	96.0%				
Protection					
PV String Current Monitoring	Integrated				
PV Insulation Resistance Detection	Integrated				
Residual Current Monitoring	Integrated				
PV Reverse Polarity Protection	Integrated				
Anti-islanding Protection	Integrated				
AC Overcurrent Protection	Integrated				
AC Short Circuit Protection	Integrated				
AC Overvoltage Protection	Integrated				
DC Switch	Integrated				
DC Surge Protection	II				
AC Surge Protection	II				
AFCI	Optional				
RSD	Optional				
General Parameters					
Communication	Wi-Fi/Ethernet/CAN/RS485				
Topology	Transformerless				
Operating Temperature Range	-40°C to +60°C (45°C to 60°C with derating)				
Cooling Method	Smart Fan Cooling				
Ambient Humidity	0-100% Non-condensing				
Altitude	4000m (>3000m Power Derating)				
Ingress Protection	IP66				
Dimensions [H*W*D] [mm]	700*630*290				
Weight [kg]	65				
Warranty [Year]	5/10				
Standard	VDE4105, IEC61727/62116, VDE0126, AS4777.2, CEI 0 21, EN50549-1, G98, G99, C10-11, UNE217002, NRS097, NBR16149/NBR16150, IEC62109-1/-2, NBT32004-2018, EN61000-6-1, EN61000-6-2, EN61000-6-3, EN61000-6-4				