

PU580-600WPM101

Rated Power 580-600W



- No risk of spontaneous detonation
- Bifacial Module is 30% lighter than Dual-Glass Module
- Bifacial cells, provide an additional output
- Ability to breath, The inner CH₃COOH can be released

MBB Cell
New circuit design, lower internal current, lower internal resistance loss.

Low Light Features
Higher performance under low light environment.

Bifacial Module
Module adopts 182*182mm half cells, bifacial module provide an additional 5%-25% output.

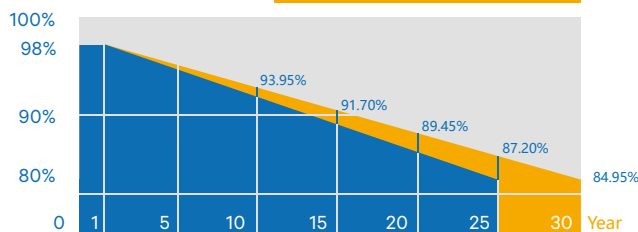
PID Protection
Ensure the attenuation probability caused by PID phenomenon is minimized.

Harsh Environmental Adaptability
Strict salt spray and ammonia corrosion test by TUV Nord.

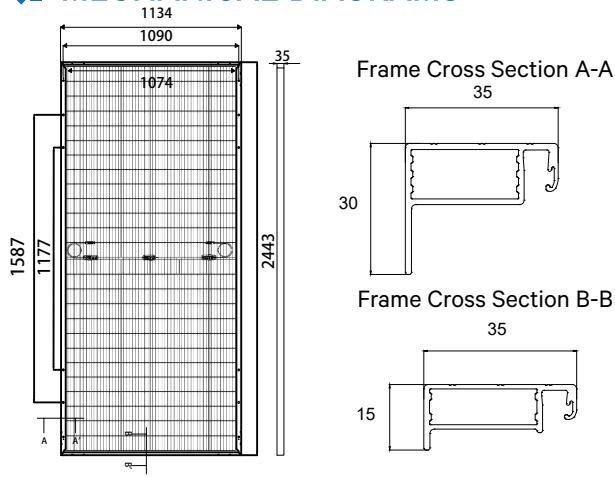
Load Capacity
Mechanical load tests including wind load 2400 Pa and snow load 5400 Pa done by TUV Nord.

Pulling Linear Power Warranty Pulling Standard

0.45% Annual Degradation over 30 years



MECHANICAL DIAGRAMS



SPECIFICATIONS

Weight	29kg
Dimensions	2443mm*1134mm*35mm
Cell Dimensions	182*182mm
Cell Amount	78*2 pcs
Maximum System Voltage	1500V
Junction Box	IP68
Frame	Aluminum Alloy
Cable	4mm ² , N 300mm/P 300mm or customized length
Connector	MC4 compatible
Application Level	Class A
Bifaciality	70±5%

ELECTRICAL PARAMETERS AT STC

Power	PU580WPM101	PU585WPM101	PU590WPM101	PU595WPM101	PU600WPM101
Open Circuit Voltage	53.30V	53.50V	53.70V	53.90V	54.10V
Short Circuit Current	13.81A	13.87A	13.94A	14.01A	14.08A
Maximum Power Voltage	44.40V	44.60V	44.80V	45.00V	45.20V
Maximum Power Current	13.07A	13.12A	13.17A	13.22A	13.27A
Module Efficiency	20.94%	21.12%	21.30%	21.48%	21.66%

* Under Standard Test Conditions (STC) of irradiance of 1000 W/m², spectrum AM 1.5 and cell temperature of 25°C.

ELECTRICAL PARAMETERS AT NMOT

Power	428W	431W	435W	438W	442W
Open Circuit Voltage	49.80V	50.00V	50.20V	50.40V	50.60V
Short Circuit Current	11.13A	11.18A	11.23A	11.28A	11.33A
Maximum Power Voltage	41.40V	41.60V	41.80V	42.00V	42.20V
Maximum Power Current	10.32A	10.36A	10.41A	10.45A	10.50A
Module Efficiency	15.45%	15.56%	15.70%	15.81%	15.95%

* Under Nominal Module Operating Temperature (NMOT), irradiance of 800 W/m², spectrum AM 1.5, ambient temperature 20°C, wind speed 1 m/s.

ELECTRICAL PARAMETERS (AT 10% BIFACIAL POWER OUTPUT)

Output Power	638W	644W	649W	655W	660W
Open Circuit Voltage	53.30V	53.50V	53.70V	53.90V	54.10V
Short Circuit Current	15.19A	15.26A	15.33A	15.41A	15.49A
Maximum Power Voltage	44.40V	44.60V	44.80V	45.00V	45.20V
Maximum Power Current	14.37A	14.43A	14.49A	14.54A	14.60A

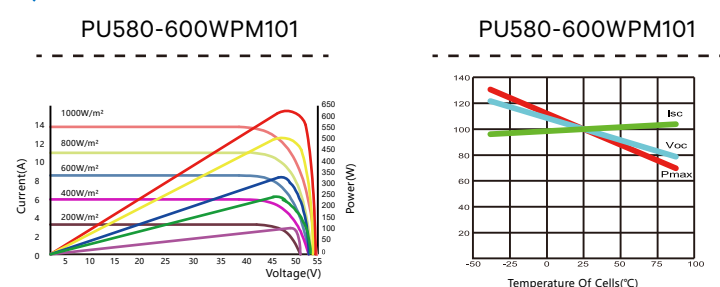
TEMPERATURE CHARACTERISTICS

NMOT	41±3°C	Temp Coefficient of ISC	+0.05%/°C
Temp Coefficient of VOC	-0.28%/°C	Temp Coefficient of Pmax	-0.36%/°C

PACKING CONFIGURATION

Modules/Pallet	31 Pieces	Modules/40'Container	558 Pieces
Packing Description	17 Pallets, Total=(31+31)x9=558 Pieces		

CHARACTERISTICS



MAXIMUM RATING

Output Tolerance	0~+5W
Operating Temperature	-40°C~+85°C
Wind Load/Snow Load	2400pa/5400pa
Fuse Current	25A



SUZHOU PULLING ENERGY CO., LTD