

BIFACIAL MODULE WITH DUAL GLASS

RSC-415~435MBG-E1

P-Type /Positive power tolerance of 0~+3%/Max module efficiency 21.80%

- Suitable for ground power plants and distributed projects
- Advanced module technology delivers superior module efficiency
 - Gallium-doped Wafer · Non destructive cutting · MBB half-cut
- Excellent power generation performance
 - Excellent IAM and low irradiation performance · Lower temperature coefficient
 - 0.45% linear Power decline
- High module quality ensures long-term reliability
 - Strict selected material · Advanced technology · Leading standard
- Ultra-hydrophilic self-cleaning coating techniques

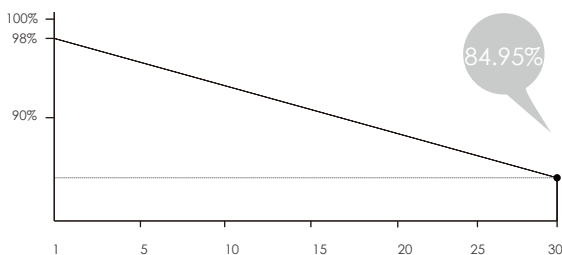


Complete System
and IEC Product Certification

IEC 61215(2016), IEC 61730(2016) ISO9001:
2015:Quality Management System ISO14001:
2015:Environment Management System
ISO45001:2018:Occupational Health
and Safety Management System

12-year ◀◀
Material &
Workmanship

30-year ◀◀
Linear Power
Output

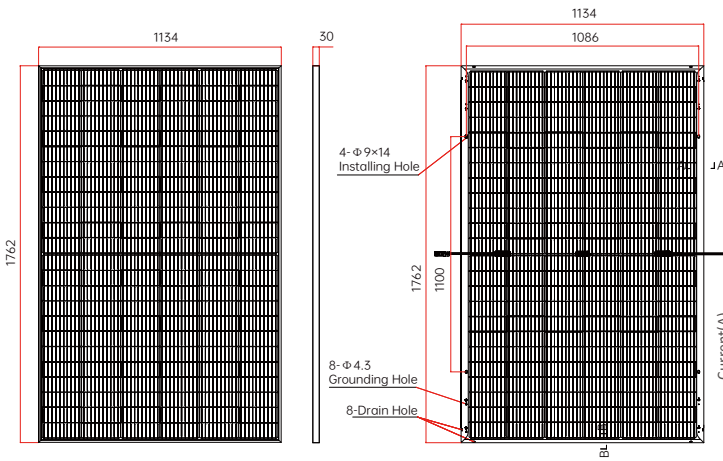


30-Year excess linear power output warranty

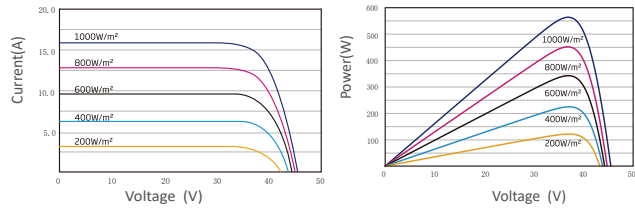


RSC-415~435MBG-E1

BIFACIAL MODULE WITH DUAL GLASS



Drawing Only for Reference



Electrical Characteristics STC	RSC-415MBG-E1	RSC-420MBG-E1	RSC-425MBG-E1	RSC-430MBG-E1	RSC-435MBG-E1
Maximum Power (Pmax)	415W	420W	425W	430W	435W
Power Tolerance	0~+5W	0~+5W	0~+5W	0~+5W	0~+5W
Module Efficiency	20.77%	21.02%	21.27%	21.52%	21.77%
Maximum Power Current (Imp)	9.94A	10.01A	10.08A	10.17A	10.24A
Maximum Power Voltage (Vmp)	41.70V	42.00V	42.20V	42.30V	42.50V
Short Circuit Current (Isc)	10.55A	10.58A	10.61A	10.64A	10.67A
Open Circuit Voltage (Voc)	50.00V	50.10V	50.20V	50.30V	50.40V

Values at Standard Test Conditions STC(AM1.5, Irradiance 1000W/m², Cell Temperature 25°C)

Electrical Characteristics NOCT	RSC-415MBG-E1	RSC-420MBG-E1	RSC-425MBG-E1	RSC-430MBG-E1	RSC-435MBG-E1
Maximum Power (Pmax)	312W	317W	321W	325W	329W
Maximum Power Current (Imp)	8.07A	8.10A	8.13A	8.17A	8.23A
Maximum Power Voltage (Vmp)	35.10V	35.30V	35.50V	35.80V	35.90V
Short Circuit Current (Isc)	8.50A	8.53A	8.55A	8.60A	8.65A
Open Circuit Voltage (Voc)	47.10V	47.10V	47.20V	47.40V	47.50V

NOCT , Irradiance of 800W/m², AM1.5, Ambient Temperature 20 °C, wind Speed 1m/s.

Electrical Characteristics with 21% rear side power gain	RSC-415MBG-E1	RSC-420MBG-E1	RSC-425MBG-E1	RSC-430MBG-E1	RSC-435MBG-E1
Maximum Power (Pmax)	502.2W	508.2W	514.3W	520.3W	526.4W
Maximum Power Current (Imp)	12.04A	12.10A	12.19A	12.30A	12.38A
Maximum Power Voltage (Vmp)	41.70V	42.00V	42.20V	42.30V	42.50V
Short Circuit Current (Isc)	12.77A	12.80A	12.84A	12.87A	12.91A
Open Circuit Voltage (Voc)	50.00V	50.10V	50.20V	50.30V	50.40V

Mechanical Characteristics

Cell Type	MonoP-Type,144 cells
Glass	2mm+2mm, High Transmission, Low Iron, Tempered Glass
Frame	Anodized Aluminum Alloy
Junction Box	1P68 Rated, With Bypass Diodes
Dimension	1762×1134×30mm
Output Cable	4 mm ² (EU),300 mm,length can be customized
Weight	25.8kg
Installation Hole Location	See Drawing Above

Packing Information

Container	40' HQ
Pallets per Container	26
Pieces per Container	936

Characteristics

Temperature Coefficient of Voc	-0.25%/°C
Temperature Coefficient of Isc	+0.04%/°C
Temperature Coefficient of Pmax	-0.34%/°C
Nominal Operating Cell Temperature (NOCT)	43°C±2°C

Remark:Electrical data in this catalog do not refer to a single module and they are not part of the offer.They only serve for comparison among different module types.

Maximum Ratings

Operating Temperature	-40°C~+85°C
Maximum System Voltage	1500VDC
Maximum Series Fuse Rating	20A

