

ET-M760BHWWB
445W-465W

PERC MODULE



High Efficiency

Higher module conversion efficiency benefit from half cut cell structure (low resistance characteristic, less mismatch loss).



MBB Solar Cell

New circuit design, shorter internal current path, lower internal resistance loss.



PID Resistance

Excellent Anti-PID performance guarantee limited power degradation for mass production.



Severe Weather Resilience

Certified to withstand: wind load (2400 Pascal) and snow load (5400 Pascal).

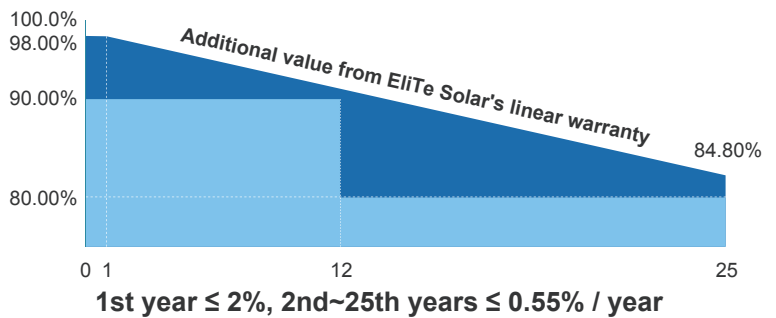


Durability Against Extreme Environmental Conditions

High salt mist and ammonia resistance.

WARRANTY

Standard Module Performance Warranty
EliTe Solar Mono Module Linear Performance Warranty



Guarantee on product material and workmanship



Linear power output warranty

IEC61215
IEC61730
UL61215
UL61730



ELECTRICAL SPECIFICATIONS

Module Type	ET-M760BH445WW/WB	ET-M760BH450WW/WB	ET-M760BH455WW/WB	ET-M760BH460WW/WB	ET-M760BH465WW/WB
Maximum Power -P _{mp} (W)	445	450	455	460	465
Open Circuit Voltage -V _{oc} (V)	41.21	41.33	41.44	41.56	41.65
Short Circuit Current -I _{sc} (A)	13.77	13.85	13.94	14.03	14.11
Maximum Power Voltage -V _{mp} (V)	34.50	34.70	34.85	35.07	35.26
Maximum Power Current -I _{mp} (A)	12.90	12.97	13.06	13.12	13.19
Module Efficiency STC-η _m (%)	20.6%	20.8%	21.0%	21.3%	21.5%
Power Tolerance (W)	0-+3%				
Pmax Temperature Coefficient	-0.340%/°C				
Voc Temperature Coefficient	-0.263%/°C				
Isc Temperature Coefficient	+0.054%/°C				
Fire Performance	Class C(IEC)/Type 1(UL)				

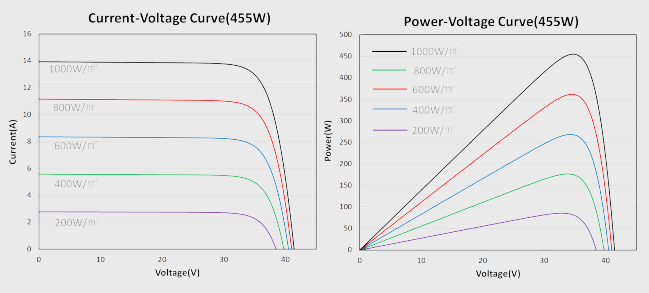
ELECTRICAL SPECIFICATIONS(NOCT)

Module Type	ET-M760BH445WW/WB	ET-M760BH450WW/WB	ET-M760BH455WW/WB	ET-M760BH460WW/WB	ET-M760BH465WW/WB
Maximum Power -P _{mp} (W)	334	338	342	346	350
Open Circuit Voltage -V _{oc} (V)	38.54	38.64	38.74	38.84	38.94
Short Circuit Current -I _{sc} (A)	11.36	11.43	11.50	11.56	11.63
Maximum Power Voltage -V _{mp} (V)	31.04	31.24	31.44	31.63	31.82
Maximum Power Current -I _{mp} (A)	10.76	10.82	10.88	10.94	11.00

MECHANICAL SPECIFICATIONS

External Dimension	1908 x 1134 x 33mm
Weight	24kg
Solar Cells	PERC Mono crystalline 182 x 91 mm (120pcs)
Front Glass	3.2mm AR coating tempered glass
Frame	Anodized aluminium alloy
Junction Box	IP68, 3 diodes
Cable Length (Including Connector)	4.0 mm ² (12AWG), Portrait:200mm(+)/400mm(-);Or customized
Connector	MC4 Compatible

CURVE



APPLICATION CONDITIONS

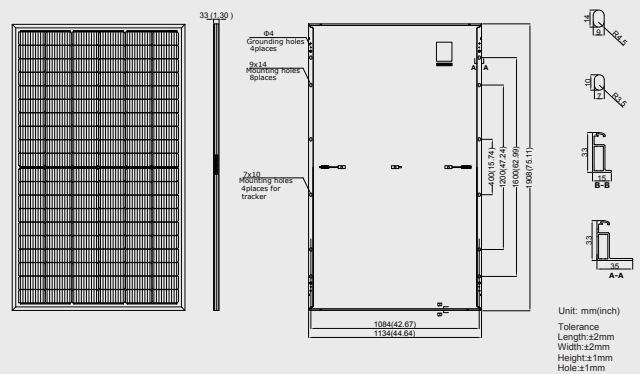
Maximum System Voltage	1500VDC
Maximum Series Fuse Rating	25A
Operating Temperature	-40--+85 °C
Nominal Operating Cell Temperature	45±2 °C
Mechanical Load	5400Pa/2400Pa

PACKING MANNER

Container	40'HQ
Pieces per Pallet	33
Size of packing (mm)	1944*1130*1264
Weight of packing (kg)	832
Pieces per Container	792/753(NA)

PHYSICAL CHARACTERISTICS

Unit:mm



* The above drawing is a graphical representation of the product.
For engineering quality drawings please contact Elite Solar.

Note: The specifications are obtained under the Standard Test Conditions (STCs): 1000 W/m² solar irradiance, 1.5 Air Mass, and cell temperature of 25°C. The NOCT is obtained under the Test Conditions: 800 W/m², 20°C ambient temperature, 1m/s wind speed, AM 1.5 spectrum. Please contact info@elite-solar.com for technical support. The actual transactions will be subject to the contracts. This parameter is for reference only and it is not a part of the contracts. The specifications are subject to change without prior notice.